



1998 C/K PICKUP



RESTORATION PACKET



1998 C/K Pickup




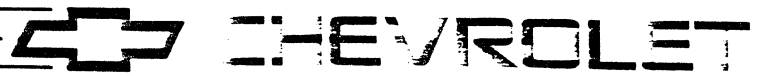
Table Of Contents

What C/K Pickup is1
Models And Trim Levels2
Pickup Nomenclature2
Safety3
C/K Pickup Interior Features4
C/K Pickup Exterior Features7
Design And Manufacturing7
Body Structure8
Engines8
On-Board Diagnostics
Second Generation (OBD II)11
Transmissions11
Insta-Trac13

Suspension14
Steering14
Brakes14
Wheels And Tires.....15
Genuine Customer Care16
C/K Pickup Feature Availability17
C/K Pickup Specifications18
C/K Pickup Photo Ordering.....23



1998 C/K Pickup



1998 C/K PICKUP — INCREASED SECURITY AND A SMOOTHER DRIVING EXPERIENCE

WARREN, Mich. — Excellent value and continuous improvement — the hallmarks of Chevy C/K Pickup's overwhelming success in the marketplace continue for 1998.

No other full-size pickup offers the features for the money that C/K models do. A full complement of safety features — 4-wheel anti-lock brakes, side door beams, dual air bags (on vehicles under 8,600 lbs. GVWR) and Daytime Running Lamps — and unexpected convenience features like standard Electronic Variable Orifice steering, are all standard.

The standard equipment list grows even longer for 1998, with the addition of Passlock® theft-deterrent system. Passlock® offers no bells, whistles or alarms to go off — or rather, ignore — but does provide an elegantly simple solution to auto theft: The vehicle will start and then immediately shut down unless the proper key is used. The vehicle will not be able to start for another ten minutes — much longer than any car thief would want to hang around.

The continual improvements extend to the drivetrain as well, with numerous refinements for the 4L60-E and 4L80-E 4-speed electronic automatic transmissions, which will help ensure increased durability, better fuel economy and smoother operating characteristics.

The 4L60-E receives a new two-piece case to reduce vibration, for a more pleasing driving experience. To further ensure smoother drivability, both the 4L60-E and 4L80-E transmissions add a new electronically controlled torque converter clutch, which engages gradually to reduce vibration. Both transmissions also receive new electronic line pressure software to adjust hydraulic pressure to the transmission clutches based on the torque output of the engine. This produces a smoother, more consistent shift feel.

Another driveline feature that's new for 1998 is the 4-wheel-drive front halfshafts. The prime benefit of these new halfshafts is that substantially less time is required for

— MORE —

11728-6/97

removal and installations due to their simpler design. An extra benefit is that the new halfshafts are lighter, further aiding fuel economy.

On the outside, Pewter Metallic, Indigo Blue and Copper Metallic replace Light Stellar Blue Metallic, Light Autumnwood Metallic and Ultra Silver Metallic in keeping with current customer trends.

Less noticeable on the outside are the new, lower rolling resistance tires. The new tires not only look nearly identical to the previous tires, but produce a ride indistinguishable from the previous year. These new tires, however, aid fuel economy by requiring less energy to get them rolling and keeping them rolling.

C/K has been known for its toughness and durability — what Chevy sums up as “the most dependable, longest-lasting trucks on the road.”* This is a claim backed up by such corrosion-fighting features as the liberal use of two-side-galvanized steel, a rugged wax-dipped frame and stainless-steel exhaust system.

And, further research points to a well built vehicle. J. D. Power and Associates ranked C/K as the best full-size pickup in their 1996 Initial Quality Survey^{SM†}. Naturally, a well built vehicle holds its value better. In a study of 1986–1995 model vehicles based on MSRP vs. trade-in values, Chevy had the highest resale value of any full-size pickup.

Well built, dependable and long-lasting — the result of C/K’s continual improvement process provides yet another excellent value for 1998 ... and beyond.

* *Dependability based on longevity: 1986 –1995 full-line light-duty truck company registrations. Excludes other GM divisions*

† *The Chevrolet C/K Pickup was the highest ranked full-size Pickup in J. D. Power and Associates 1996 Initial Quality SurveySM. Study based on a total 11,815 consumer responses indicating owner-reported problems during the first 90 days of ownership.*

###

1998 C/K TRUCK HIGHLIGHTS

NEW FOR 1998

- **PASSLOCK SECURITY SYSTEM - THEFT DETERRENT**

EXTERIOR

- **CHEVROLET TAILGATE BADGING ON SILVERADO TRIM UPDATED (SIZE AND STYLING)**
- **ZY4 DELUXE TWO TONE PAINT NO LONGER AVAILABLE**
- **BYP SPORT EQUIPMENT PACKAGE NO LONGER AVAILABLE**


COLORS

- **PEWTER REPLACES QUICKSILVER**
- **COPPER REPLACES LIGHT BLUE**
- **INDIGO REPLACES ROYAL BLUE**
- **AUTUMNWOOD BECOMES SECONDARY COLOR ONLY**
- **NEW WHEEL FLARE COLORS - COPPER AND PEWTER**

1998 C/K Pickup



K1500 4x4 Silverado Extended-Cab Short-Box



K3500 4x4 Silverado Crew-Cab

WHAT C/K PICKUP IS

With a massive 526,960 units sold in 1996 (calendar year), C/K Pickup is not only the biggest selling nameplate at Chevrolet, but the second largest seller in the entire country — truck or car.

To be that popular, C/K Pickup needs to be many things to many different buyers. For work use, it is extremely capable with a wide array of available powertrains, bed sizes, axle choices, payloads and trailering capacities. For even wider choice, C/K Pickup can be bought in Regular-, Extended-, Crew- or Chassis-Cab models, in two- or four-wheel-drive configurations and in three payload

ranges. It also is available with a host of comfort and convenience features which are becoming increasingly popular with new-truck buyers — items like Custom Leather seating surfaces, a CD player, Remote Keyless Entry and a useful third door on select Extended-Cab models.

Whether used for commuting or hauling, one thing C/K Pickup is to all buyers is reliable. Simply put, C/K Pickup is the most dependable, longest-lasting truck on the road. Dependability based on longevity: 1986–1995 full-line light-duty truck company registrations. Excludes other GM divisions.

C/K Pickup/Chassis-Cab Models

- C/K1500 Regular-Cab
- C/K1500 Extended-Cab
- C/K2500 Regular-Cab
- C/K2500 Extended-Cab
- C/K2500 Regular/Chassis-Cab
- C/K3500 Regular-Cab
- C/K3500 Extended-Cab
- C/K3500 Crew-Cab
- C/K3500 Chassis-Cab
- C/K3500 Crew-/Chassis-Cab
- C3500 HD Regular-Cab/Chassis-Cab



What's New For 1998:

Interior

- PassLock theft-deterrent system, now available for increased anti-theft protection (page 4)

Exterior

- Three new exterior colors: Indigo Blue Metallic, Light Pewter Metallic and Dark Copper Metallic (page 7).

Performance

- 4L60-E and 4L80-E automatic transmission enhancements for increased durability and customer satisfaction (page 11).
- Lighter front halfshafts on four-wheel-drive models for improved serviceability (page 13).
- Reduced tire rolling resistance on C1500 models (page 14).



1998 C/K Pickup

1997 Awards

- A "Best Buy" Recommendation (Pickup Truck Category) — *Consumers Digest*.
- Best Bet for 1997, Light-Duty Trucks — *Sacramento Bee*.

Competitors

C/K Pickup competes in the hotly contested, full-size pickup segment. Competitors include:

- Ford F-Series
- Dodge Ram
- Toyota T-100.

G/K Pickup Spokespeople

Chevy is proud of the spokespeople who exemplify what Chevy Truck stands for:

- Cal Ripken, Jr. — Baseball's newest ironman, who holds the record for playing the most consecutive games. Dependable and durable, he is a natural spokesman for Chevy Truck.

- George Strait — A popular figure in the country music scene since 1981. He exemplifies the same dependable, long-lasting traits as Chevy trucks do.
- U.S. Ski Team — A talented group of athletes who prove their competitiveness whenever they hit the slopes. Chevy will be a major sponsor of World Cup and National Championship events.

C/K TRIM PACKAGES

All C/K Pickups have a long list of standard features, including:

- Dual air bags (except on vehicles with GVWR at or above 8,600 lbs.)
- Daytime Running Lamps
- 4-wheel anti-lock brakes
- Variable-speed intermittent wipers
- Dual in-dash cup holders
- Dual covered auxiliary power outlets
- Dual black foldaway exterior rearview mirrors
- PassLock theft-deterrent system
- Aluminized stainless-steel exhaust system.

The specially contented W/T1500 Work Truck Package, available for C/K1500 Regular-Cab only. This trim level adds the following standard equipment, in addition to the above standard features.*

- Vinyl bench seat only
- Full black rubber floor covering
- Available only with Vortec 4300 V6 SFI engine
- Available with Fleetside, Short- or Long-Box
- AM/FM stereo.

*Additional option availability is limited with the W/T1500 Package.

The Cheyenne Trim Package is the base-level trim for all three series of C/K models. This trim level adds the following standard equipment, in addition to the above standard features:**

- Color-keyed rubber floor covering
- Passenger assist handles
- Scotchgard™ Protector on cloth surfaces
- Full Vortec and Turbo-Diesel V8 engine availability (varies by series)
- AM/FM stereo
- Rear-quarter, swing-out windows on Extended-Cab only
- Standard vinyl, optional cloth interior trim
- Scotchgard™ Protector on cloth surfaces
- AM/FM stereo radio
- Chrome front bumper.

**Some features may differ according to model.

The Silverado trim level adds the following standard equipment, in addition to or replacing Cheyenne features:*

- Custom Cloth full-bench seat
- Door trim panels with cloth inserts
- Color-keyed carpeting
- Power lumbar driver and front-passenger seat adjustment
- Air conditioning
- Power windows and door locks
- AM/FM stereo with cassette player
- Chrome front bumper with black rub-strip
- Chrome rear bumper with step-pad
- Body-side and wheel-lip moldings
- Bright deluxe grille with dual composite halogen headlamps
- Electric remote below-eyeline mirrors.

*Some features may differ according to model.

PICKUP NOMENCLATURE

Terms used to differentiate pickup models can be confusing. Here are the explanations for commonly used Chevy Pickup nomenclature:

- C/K — The "C" refers to two-wheel-drive models and the "K" refers to four-wheel-drive models
- 1500/2500/3500 — These model designations apply to the traditional method of rating pickups by payload capacity (1500 would be a 1/2-ton, 2500 would be a 3/4-ton and 3500 would be a 1-ton). This classification system is not in formal use today, but the model number can guide buyers to how heavy-duty a model is
- Cab designations — A Regular-Cab seats three people and has two doors. The Extended-Cab features a rear bench seat and can have two or three doors. A Crew-Cab features a rear seat and four doors — much like a passenger sedan. A Chassis-Cab refers to a truck chassis supplied with a cab, but without the cargo bed. These are usually upfitted for such purposes as ambulances or delivery vehicles, and can come as Regular- or Crew-Cab models



- **Cargo boxes** — Cargo boxes come in two lengths: Short-Box (78.8 inches long) and Long-Box (97.6 inches long). The boxes also come in the choice of Fleetside (standard cargo box) and, in the shorter length only, Sportside (features a step on the outside of the box, forward of each rear wheel).

SAFETY

General Motors has a long history of leadership in automotive safety research, development and testing. While the federal government specifies a variety of safety tests for vehicles, GM goes beyond those guidelines to help ensure high levels of vehicle safety for GM owners. GM works hard to help keep your family safe by performing more tests, with many different-size test dummies, than are required by the government. GM is the research and engineering leader in developing technology that helps Chevrolet owners avoid collisions and helps protect them in the event a crash occurs.

Crash Avoidance Features

- **Standard four-wheel anti-lock brake system (ABS)** helps maintain steering control and minimizes wheel lockup on most slippery surfaces.
- **Standard Daytime Running Lamps** make the vehicle more visible during daylight hours.
- **Horn** can be operated by pressing anywhere on the steering wheel hub pad covering the air bag — the location most drivers expect to find the horn.
- **Brake/transmission shift interlock** (automatic transmissions) prevents the vehicle from being shifted out of Park without first depressing the brake pedal.
- **Starter interlock switch** (manual transmissions) prevents the starter from engaging unless the clutch pedal is depressed.

Occupant Protection Features

- **Standard driver air bag and right front-passenger air bag** (vehicles under 8,600 GVWR), designed for use with safety belts, help protect the driver and front passenger in the event of a moderate to severe frontal impact. A switch deactivates the passenger-side air bag when using a rear facing infant carrier in the front seat in Regular- and Extended-Cab models.
- **The safety belt warning lamp** remains activated for 75 seconds, or until the driver's safety belt is fastened to encourage safety belt use. Unfastening the safety belt with the ignition on reactivates the warning system.
- **Front and rear crush zones**, designed into the front and rear of the frame, are designed to help absorb energy by deforming in a controlled manner during a crash.
- **Laminated windshield safety glass** helps prevent shattered glass from entering the passenger compartment
- **Energy-absorbing steering column** can help reduce crash forces to the driver, should an accident occur.
- **Front outboard head restraints** help prevent head and neck injuries in the event of a collision.
- **Manual lap/shoulder safety belts** are located at outboard positions and lap safety belts at center positions. Includes height adjusters at outboard positions, which allow the safety belt to be positioned correctly for occupants of different sizes. Height adjusters also encourage safety belt use by making them more comfortable to wear.

ABS — Unlearning Old Habits

Buying a vehicle with 4-wheel anti-lock brakes might require drivers unfamiliar with this feature to “unlearn” braking habits. Drivers, accustomed to traditional brake systems, have been taught to pump the brake pedal when braking hard at high speed to help prevent the vehicle's wheels from locking up. With ABS, pumping renders the system ineffective. The system was designed to pump the brakes faster than is manually possible, automatically controlling the brake pressure at each wheel, independently, to minimize wheel lockup. Drivers might not realize that the pulsating feedback that often accompanies ABS operation is normal. To become familiar with the system, drivers should take the vehicle to an unoccupied parking lot (preferably one with slick pavement) and practice sudden hard braking maneuvers to get a feel for the system. Reviewing the ABS video supplied with the vehicle is also a good idea.

Another old habit buyers may need to unlearn is the habit of thinking 4-wheel ABS is an expensive option. It's not on C/K Pickup — in fact, it's standard. Unfortunately, buyers of Dodge Ram, Ford F-Series and Toyota T-100 trucks can't say the same.



C/K Pickup And Evan Evans: Two Winners


What happens when someone suffers a terrible auto accident that leaves them a paraplegic? Do they just give up? Not if that person is Evan Evans — he goes racing! Despite the loss of the use of his legs, Evans dove back into the racing world that he loved by building a modified Chevy Blazer for off-road competition. From there, Evan moved to a specially equipped Chevy Pickup and successfully raced in the popular SODA (Short Course Off-Road Driver's Association) off-road series. Starting in the 1996 season, of the eight races he participated in, Evans claimed seven victories in his class and one second-place finish. And that's not all. He also won the Class 13 Championship title and became the winningest truck class driver in SODA history.

Chevrolet is proud to have Evan Evans Racing as a member of the Chevy Thunder off-road motorsports team. Chevrolet is also pleased that this busy 1996 SODA "Driver of the Year" has managed to find the time to join Chevrolet as a spokesperson for GM's Mobility Program. The Mobility Program reimburses persons with disabilities up to \$1,000 toward the purchase of adaptive equipment for their vehicles (see page 14 for more information). Of course, racing equipment is extra.

C/K PICKUP INTERIOR FEATURES

The C/K Pickup interior brings a high level of comfort and convenience to the full-size truck segment. The Cheyenne trim level offers a comfortable work environment, yet retains the rugged construction that's needed in a hardworking truck. The uplevel Silverado trim level adds more comfort and convenience amenities for buyers who also use their vehicles for personal use.

The available third door brings a high level of convenience to C/K1500 Short-Box Extended-Cab Silverado models (requires Vortec 5000 V8 or Vortec 5700 V8 SFI engine). This handy passenger-side third door opens up to a real back seat and makes it easy to load passengers, pets or cargo into the rear-seat area, as well as providing an ideal place to place items like a wheelchair for those with disabilities.

- The third door has a steel beam, double-striker plate and welded construction for extra strength. It also includes a convenient interior storage compartment in the lower portion of the door and a swing-out window.
- Rear-seat heat ducts are standard on Extended-Cab and Crew-Cab models for improved passenger comfort.
-  PassLock vehicle theft-deterrent system is now standard on all C/K Pickup models for extra protection.

PassLock will not allow the vehicle to run unless the proper key is used. If an improper key is used, the vehicle will not start for up to 10 minutes, even if the proper key is subsequently inserted.

- Illuminated entry feature keeps the dome lamp on for 20 seconds after the last door is closed (40 seconds for vehicles equipped with optional Remote Keyless Entry). The delay is canceled when the ignition switch is turned to the "ON" position.
- Two auxiliary 12-volt power outlets are convenient power sources for cellular

phones and other electronic accessories. The power ports are concealed by spring-loaded doors. The standard cigarette lighter can provide a third power source.

- The ergonomically designed instrument panel on C/K Pickup trucks features easy-to-operate controls. It includes two backlit switches for added nighttime visibility and a choice of advanced audio systems. In addition to the fuel gauge and speedometer, the standard instrument cluster gauge package includes these gauges to keep the driver fully informed of operating conditions:
 - Coolant temperature
 - Oil pressure
 - Tachometer
 - Trip odometer
 - Voltmeter.

Comfort And Convenience Features

- Rotary controls for the heater/ventilation/AC system are easy to operate, even when wearing work gloves.
- Large door handles are easily grasped while wearing gloves.
- Two standard slide-out cup holders and a storage bin are included on the instrument panel.
- Standard molded armrests, convenient map pockets and speakers are contained within the door trim panels.
- Console (included with optional high-back bucket seats) has a pivoting writing surface on top of the lid, a map pocket on the underside of the lid, cassette tape storage or a removable cup holder insert and a removable coin holder. In Extended Cab models, the console also includes a latching rear storage drawer and two slide-out cup holders for rear-seat passengers.
- Passenger assist handles are standard to make entry and exit easy.
- Scotchgard™ Protector is applied to all cloth seats, door panels and carpeting to resist stains and make cleanups quick and easy.



INTERIOR FEATURES (contd)

- **Air conditioning with CFC-free refrigerant** (standard on Silverado, optional on other C/K Pickup models).
- **Intermittent wipers** (standard on all models) allow the driver to match wiper speed to weather conditions.
- **Tilt-Wheel™ Adjustable Steering Column** (standard on Silverado, optional on all other models) adjusts to a comfortable position for a wide range of drivers.
- **Remote Keyless Entry** system uses a key fob to activate remote locking features and illuminated entry (optional on Silverado only).
- **Single two-sided key** operates ignition and doors, eliminating the need for two separate keys.
- **Padded sunvisors**, standard on all models, include driver-side elastic storage strap and passenger-side vanity mirror. (Silverado Crew-Cab sunvisors have sliding extensions and dual illuminated mirrors.)
- **Rear seat** on Extended-Cab models folds down to make a flat load floor. The bottom cushion also folds up to create more cargo room.

Audio Systems

A family of sophisticated audio systems transforms C/K Pickup into a mobile concert hall. The available sound systems are:

- **ETR (Electronically Tuned Receiver) AM/FM stereo** with digital clock, preset-scan and four speakers — standard on W/T1500 and Cheyenne.

- **ETR AM/FM stereo with auto-reverse cassette player**, digital clock, preset-scan and four speakers — standard on Silverado and optional on W/T1500 and Cheyenne.
- **ETR AM/FM stereo with auto-reverse cassette player**, automatic tone control and six speakers — optional on Silverado. Automatic tone control sets equalizer levels with one touch for rock, country, pop, jazz, classical and news programs. With TheftLock, once the radio's code is set by the owner, the radio will not operate if it is removed from the vehicle.
- **ETR AM/FM stereo with compact disc player and six speakers** — optional on Silverado. This system features TheftLock, automatic tone control, CD random select and speed-compensated volume which automatically adjusts volume as speed increases to compensate for road noise.
- **ETR AM/FM stereo with compact disc player, cassette player and six speakers** — optional on Silverado. This system also features automatic tone control, speed-compensated volume, CD random select, TheftLock and bi-directional seek capability.

Seats

- **Available with vinyl, cloth, Custom Cloth or Custom Leather seating surfaces** to suit the different needs of customers.
- **Adjustable head restraints** are standard on all outboard seats.
- **Custom Cloth bench seats** include a center armrest storage compartment with a coin holder, convenient writing surface and a map net mounted on the inside of the lid (standard on Silverado).
- **Custom Leather seating surfaces** are available on Silverado Regular-Cab, Extended-Cab and Crew-Cab models.

Nobody Owns The Outdoors Like Chevy

It all began back in 1979 when Chevy Truck first became involved with outdoor organizations like B.A.S.S. (Bass Angler's Sportsmen Society). These hunting, fishing and sportsmen organizations helped prove the dependability of Chevy trucks, year after year. Today, nobody is more involved with the great outdoors than Chevy. Here are some of the affiliations:

- Official tow vehicle of B.A.S.S.
- Sponsor of the B.A.S.S. Masters Classic fishing tournament
- Official vehicle of Humminbird — a maker of sophisticated electronic fish finding equipment
- Official vehicle of Quail Unlimited — a group committed to maintaining quail habitats
- Official vehicle of Ranger Boats — manufacturer of premium bass fishing boats
- Future Farmers of America — teaches modern and successful farming techniques to tomorrow's leaders
- National Cutting Horse Association — dedicated to horses and the act of cutting (separating a cow, bull or calf from the herd for branding).



1998 C/K Pickup

Most Dependable, Longest-Lasting ... We Prove It!

What makes Chevy trucks last so long? Here are just a few reasons the '98 crop of Chevy trucks will be pulling stumps, hauling cargo or just racking up the miles for many years to come:

- The all-welded, ladder-type, channel-design frame is cross-braced at strategic locations for exceptional strength and rigidity. For corrosion protection, the frame is dipped in hot wax
- All exterior body panels except the roof are made of two-side-galvanized steel, providing excellent resistance to rust
- The engine coolant used not only goes the distance (up to five years or 150,000 miles,* whichever comes first), but does not contain silicates — an ingredient of conventional coolant that can eat away at water pump seals
- Durable Vortec series engines feature high-strength steel camshafts and low-friction roller lifters for long-term durability
- Tough diesel engines. You expect diesels to last, but with high-stress crankshaft bearings, one-piece rear crank seal (for reduced oil leakage) and oil spray nozzles for piston cooling, these engines should exceed typical diesel expectations.

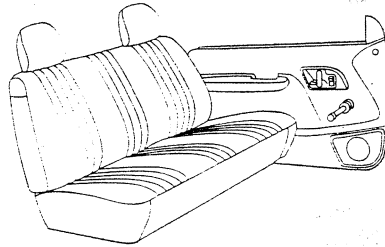
*Maintenance needs vary with different driving conditions.

INTERIOR FEATURES (contd)

Additional Features Available With Uplevel Seats Include (Depending On Seats Selected):

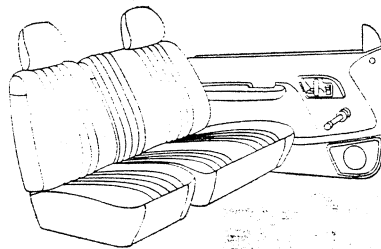
- Wide center armrest — bench only — for driver and passenger convenience (Silverado)
- 6-way power seat is standard on Silverado Extended-Cab to tailor seating to individual tastes (not available in vinyl)
- Power driver- and passenger-seat lumbar adjustments are standard on Silverado models, not available in vinyl)
- Front seatback storage nets to secure small items like magazines and maps (Extended- and Crew-Cab only).

Available Seating:



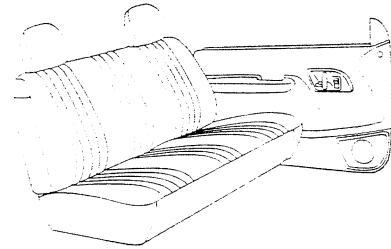
W/T And Cheyenne Regular-Cab

- Standard bench seat (vinyl for Cheyenne and W/T, cloth optional)



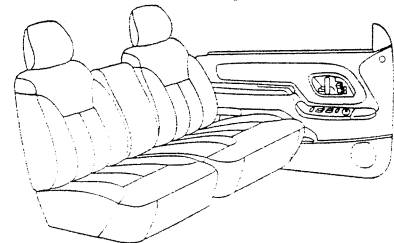
Cheyenne Extended-Cab

- Standard 60/40 split-bench seat (vinyl)



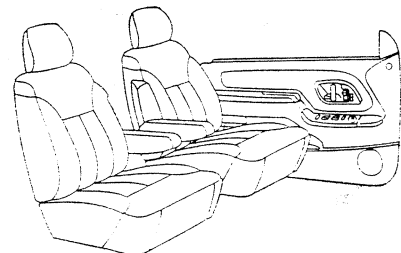
Silverado Regular-Cab and Crew-Cab

- Standard bench seat with center stowage armrest (Custom Cloth or Custom Leather seating surfaces)



Silverado Extended-Cab

- Standard reclining 60/40 split-bench seat with center stowage armrest. Optional on Silverado Regular- and Crew-Cab (Custom Cloth or Custom Leather seating surfaces)



*Optional Reclining High-Back
Bucket Seats*

- Optional on Silverado Extended-Cab and Crew-Cab only — with Custom Cloth or Custom Leather seating surfaces.


Interior Colors

- Neutral
- Gray
- Blue
- Red.



C/K PICKUP EXTERIOR FEATURES

- **Extensive corrosion protection** on C/K Pickup begins with the use of two-side-galvanized steel for all exterior body panels (except the roof). The galvanized-zinc coating prevents surface rust due to minor chips and scratches, and helps prevent holes that start from the inside. That's double protection. The frame receives added protection with a total submersion in wax. The inner and outer vehicle panels are coated by submersion in an electro-coat zinc primer before the application of primer surfacer and top coat.
- **Double-wall construction** helps prevent dents to the inside of the cargo box and tailgate from showing on the outside.



- **Two-tier loading** is made available by pockets in upper cargo box walls that create a second loading level above the wheelwells (Fleetside).
- **Welded cargo box** eliminates bolts that can damage cargo or cause rust.
- **Solar-Ray tinted glass** reduces interior heat buildup and helps protect interior fabrics and materials from damaging UV rays.

Exterior Paint

- The basecoat/clearcoat paint used on C/K Pickup resists fading and provides a high-gloss shine for long-lasting exterior beauty. Clearcoat finish is used with all colors — solids and metallics.



Exterior Colors

New Paint Colors For '98:

- Indigo Blue Metallic
 - Light Pewter Metallic
 - Dark Copper Metallic.
- Other Colors:**
- Emerald Green Metallic
 - Onyx Black
 - Summit White
 - Victory Red
 - Dark Carmine Red Metallic
 - Medium Blue-Green Metallic
 - Light Autumnwood Metallic (secondary color only — lower body on Two-Tone paint).

DESIGN AND MANUFACTURING

C/K Pickup is manufactured at five General Motors assembly plants in these locations:

- Fort Wayne, Ind. (C/K1500, C/K2500, C/K3500)
- Oshawa, Ont., Canada (C/K1500, C2500)
- Pontiac, Mich. (C/K1500, C/K2500, C/K3500)
- Arlington, Texas (C/K 1500).
- Flint, Mich. (C/K3500 Crew-Cab).

The Key to PassLock

Wouldn't it be nice if a truck had it's own guardian angel to keep it secure when the driver's not around? Well, for owners of '98 C/K Pickups, they get the next best thing — the security of the PassLock vehicle theft-deterrent system. PassLock protection is standard on all C/K Pickup models, but no similar system is available on any full-size pickup competitor.

With PassLock, if unauthorized ignition is attempted, the vehicle will not start and will remain disabled for about ten minutes. This can be accomplished because a sensor that is individually matched to your truck's ignition module is installed before it leaves the factory. This protects against the vehicle being hot-wired, while still eliminating the need for a special resistor-equipped ignition key.

So, while PassLock doesn't have wings like most guardian angels, we're pretty confident that it can fly in the face of crime.



1998 C/K Pickup

Think Bi-fuel When You Buy Fuel

New for '98, Chevrolet offers a full-size pickup which uses compressed natural gas (CNG) as fuel. Old news? Well, while Ford and Dodge also offer trucks which operate on CNG, only those produced by General Motors have the ability to use gasoline as well. This matters to the fleet operators who purchase these vehicles because they most likely have central refueling stations. Without bi-fuel capability, a truck can be limited in range — a crucial item if the vehicles are used for delivery. Some specifics of the CNG-capable Chevy:


- Available exclusively on C2500 Regular-Cab Long-Box model
- Equipped with bi-fuel Vortec 5700 V8
- Features the full 3-year/36,000 mile "Bumper to Bumper Plus" no-deductible warranty
- Vehicle automatically switches over from CNG to gasoline — no controls to activate
- Certified to California low emission vehicle (LEV) standards
- Features a 13-gallon carbon fiber-wrapped steel CNG tank and a 34-gallon gasoline tank
- Utilizes cleaner burning, domestically produced natural gas, which also costs less than gasoline.

BODY STRUCTURE

- The frame of each C/K Pickup has an all-welded, ladder-type channel design with a boxed front-end section. The box section design adds strength where it is needed most — to support the engine, front suspension and transmission. The frame's deep C-channel rails are cross-braced for maximum strength and rigidity. Every frame is dipped in hot wax for corrosion protection.
- Precision-aligned door hinges are robotically welded to the door frames for a precise fit that will remain in position for many years to come.
- Ribbed body panels on the cab floor, back panels and cargo box floor add strength without increasing weight.
- Two front tow hooks are standard equipment on all four-wheel-drive models.

ENGINES

With the choice of four Vortec engines and two diesel engines, Chevy C/K Pickup models offer one of the widest engine lineups in the industry.



Vortec 4300 V6 SFI (L35)

The Vortec 4300 V6 SFI engine features power output comparable to a V8 engine, while maintaining the fuel economy of a V6. The Vortec 4300 V6 SFI engine is standard on all C/K1500 models. This refined V6 has impressive credentials and features:


- 200 horsepower at 4400 rpm
- 255 lb.-ft. of torque at 2800 rpm

- Gear-driven balance shaft for smooth engine performance
- High-swirl/fast-burn cylinder heads for complete combustion, resulting in more power, increased fuel economy and decreased emissions than other designs
- Tuned, two-piece intake manifold for excellent engine breathing, resulting in increased power over more restrictive manifolds
- Sequential Fuel Injection (SFI), which provides precise fuel delivery to each cylinder for maximum efficiency
- A special cam profile, which delivers plenty of low-speed torque for trailering, while extending and flattening the torque curve for impressive passing performance
- Roller lifters, which reduce internal engine friction by incorporating small rollers where they contact the camshaft. This results in enhanced engine durability
- Steel camshaft, designed to withstand the higher contact stresses associated with roller lifters.
- A cooling system, which features a controlled bypass thermostat that improves coolant flow balance, expedites engine warm-up, enhances heater performance and improves cooling by gradually directing coolant flow through the radiator when the engine reaches operating temperature
- Low maintenance due to platinum-tip spark plugs which can go up to 100,000 miles before the first scheduled tune-up* and coolant that lasts up to five years or 150,000 miles.*

**Maintenance needs vary with different uses and driving conditions. See owner's manual for more information.*



ENGINES (contd)



Vortec 5000 (L30) and 5700 V8 SFI Engines (L31)

The small block V8 Vortec 5000 (L30) and 5700 (L31) truck engines give C/K Pickup owners more of what they want: Loads of horsepower and torque and longer intervals between recommended service visits. The Vortec 5000 V8 is standard on C/K 2500 models and available on C/K1500 models. The Vortec 5700 V8 is optional on both C/K1500 and 2500 models. Here are the credentials of both engines:

Vortec 5000 Features:

- 230 horsepower at 4600 rpm
- 285 lb.-ft. of torque at 2800 rpm.

Vortec 5700 Features:

- 255 horsepower at 4600 rpm (250 horsepower at 4600 rpm on vehicles with GVWR of 10,000 lbs. or above)
- 330 lb.-ft. of torque at 2800 rpm
- Optional compressed natural gas (CNG) capability was added to the Vortec 5700 V8 for the 1997 model year (available on C2500 Regular-Cab Long-Box with specific equipment only). This allows fleet and municipality customers to upfit the Vortec 5700 V8 to use compressed natural gas which burns cleaner, producing fewer harmful emissions than gasoline.


Both Engines Feature:

- Cylinder heads with straight port design for maximum breathing ability. This cylinder head features a high compression ratio that improves thermal efficiency and performance, but does not increase the

engine's octane requirement. This means owners can continue to save money by using regular octane fuel

- Durable valvetrain design features a steel camshaft to better handle stress over the life of the engine. Roller lifters aid durability by reducing friction
- Low maintenance due to platinum-tip spark plugs which can go up to 100,000 miles before the first scheduled tune-up*, and coolant that lasts up to five years or 150,000 miles*(whichever comes first).

*Maintenance needs vary with different uses and driving conditions. See owner's manual for more information.



Vortec 7400 V8 SFI Engine (L29)

The Vortec 7400 (L29) big block V8 uses sophisticated technology to provide excellent horsepower and torque output and long intervals between recommended service visits. The Vortec 7400 V8 is optional on C/K2500 and 3500 models. This engine features:

- 290 horsepower at 4000 rpm
- 410 lb.-ft. of torque at 3200 rpm
- Sequential port fuel injection, which provides a highly efficient fuel-delivery method that aids cold starts and hot engine restart. By placing a separate fuel injector in the intake manifold for each cylinder, the fuel delivery is very precise. This results in high power output that does not sacrifice fuel economy.
- Cylinder heads with high-flow ports for maximum breathing ability. High-swirl, fast-burn combustion chambers and computer-designed pistons provide a 9.1:1 compression ratio (up from 7.9:1 in 1995).

This One's For You, Herr Diesel!

With a host of improvements in the mid-'97 model year, the C/K 6.5-liter Turbo-Diesel engines show how advanced this engine design has come since Herr Doktor Rudolf Diesel himself first mixed kerosene's poor cousin with cast-iron way back in 1895. Here are some of the mid-'97 changes:

- Cooling system flow is increased to keep the engine cooler, increasing the engine's life. This is accomplished through dual thermostats, a new water crossover and an increased-flow water pump.
- Piston spray cooling was added, which uses jets to shower the bottom side of the pistons in oil. This not only increases lubrication, but also helps keep the pistons cooler, resulting in longer engine life.
- Larger-diameter oil cooler lines have been added to aid engine durability by keeping the oil cooler. Cooler oil is less susceptible to thermal breakdown, which can impair the oil's ability to properly lubricate.
- New ceramic rollers have been added to the fuel injection pump. These rollers are subjected to much friction during the distribution of fuel. The new material is designed last longer in this application than previous materials.



1998 C/K Pickup

Let's Go Racing!

It's an irresistible daydream ... putting on a flame-retardant Nomex suit and crash helmet ... strapping into a powerful vehicle ... taking up the pole position ... in a pickup truck?

Yes, pickup trucks go racing. In fact, the NASCAR Craftsman Truck Series is one of the hottest events in motorsports today, with 26 races scheduled for 1997. And, Chevy C/K Pickup is living up to its longest-lasting, most dependable* image by cranking out the victories. For the inaugural season of the series in 1995, a Chevy truck placed first in the driver championship standings, and Chevy teams accounted for three of the top five places in point standings in the manufacturer championship standings. 1996 was an even better year, with Chevy trucks finishing the season first, second and third in total points.

And, if you need any more proof that the gold bowtie dominates the NASCAR scene, there's the Chevy Truck Challenge at the Disney racetrack in Orlando, Florida.

Many of these races are televised, so be sure to check them out.

When you tune in, you might even see a Chevy pace truck starting the race — just like the C/K Pickup that paced the 1996 Brickyard 400®.


*Dependability based on longevity: 1986-1995 full-line light-duty truck company registrations. Excludes other GM divisions.

ENGINES (contd)

This compression ratio improves thermal efficiency and performance, but does not increase the engine's octane requirement. This means owners can continue to save money by using regular octane fuel

- Two-piece aluminum intake manifold with long, tuned intake runners enhance low-speed torque for excellent launch characteristics. The plenum is designed to muffle induction noise
- Low maintenance due to platinum-tip spark plugs, which can go up to 100,000 miles before the first scheduled tune-up* and coolant that lasts up to five years or 150,000 miles*(whichever comes first).

*Maintenance needs vary with different uses and driving conditions. See owner's manual for more information.



6.5 Liter Indirect EFI V8 Turbo-Diesel Engines (L56/L65)

Two versions of the 6.5 Liter Turbo-Diesel are available in C/K Pickup models. The L56 is optional on C/K2500 and 3500 models with GVWR below 8,600 lbs. and the L65 is optional on C/K2500 and 3500 models with GVWR at or above 8,600 lbs. Here are the credentials of the L56 and L65 engines:

L56 6.5L V8 Turbo-Diesel (With GVWR Below 8,600 lbs.) Features:

- 180 horsepower output at 3400 rpm
- 360 lb.-ft. of torque at 1800 rpm.

L65 6.5L V8 Turbo-Diesel (with GVWR At Or Above 8,600 lbs.) Features:

- 195 horsepower at 3400 rpm
- 430 lb.-ft. of torque at 1800 rpm (automatic transmission, 420 lb.-ft. of

torque at 1,800 rpm with manual transmission).

Both Engines Feature:

- A completely integrated turbocharger system, with:
 - An electronically controlled Borg Warner/IHI turbocharger designed for quick response during acceleration
 - A wastegate on the exhaust side of the turbocharger to reduce boost pressure after maximum torque is obtained, thereby reducing stress on the internal engine components
 - 10 psi maximum boost at 1,800 rpm, delivering responsive acceleration on demand without noticeable turbo lag
- A design specifically engineered from the oil pan up to withstand the stress of turbocharging, for a long life of dependable service. Among these design features are a strengthened bulkhead area of the cylinder block and larger coolant passages and oil galleries to provide the increased flow needed for proper cooling and lubrication. Additionally, fatigue-resistant crankshaft bearing material and a leak-resistant one-piece rear-crankshaft seal are used
- A combustion chamber design, which ensures an even and complete burning of the fuel by optimizing the ratio of the air and fuel in the prechamber, combustion chamber and cylinder. This helps improve engine efficiency. A diesel catalytic converter reduces particulate and hydrocarbon emissions
- An indirect Electronic Fuel Injection system and an electronic throttle control design — the first application of this technology in the full-size pickup segment. Electronic control reduces the number of moving parts, which increases reliability. Benefits of the indirect Electronic Fuel Injection design include:
 - Increased fuel economy
 - Virtual elimination of white smoke



ENGINES (contd)

during cold-starting and black smoke under hard acceleration

- Improved cold-starting
- Enhanced idle quality and lower noise
- Engine overheating protection
- A **fuel-management system**, which incorporates a double filtration filter, a water separator and a fuel heater in one canister. The fuel heater substantially reduces smoking during cold start-ups
- **Substantial improvement in fuel economy**, which can be realized over an equivalent gasoline engine, depending on use
- A **molded 9-blade composite fan**, designed to generate less noise and a more pleasing tone.

ON-BOARD DIAGNOSTICS SECOND GENERATION (OBD II)

On-Board Diagnostics (standard on all engines) reached a new level of sophistication in the 1996 model year with the implementation of OBD II (On-Board Diagnostics Second Generation). A more powerful Powertrain Control Module now monitors all components affecting vehicle emissions to detect deterioration or malfunctions.

- The powerful PCM stores and retrieves diagnostic messages to help technicians diagnose and fix problems quickly and accurately.
- The PCM alerts the driver by illuminating the "Service Engine Soon" light when it detects a deterioration in the performance of any monitored system.
- Unlike the first-generation systems that signaled only system failures, OBD II alerts the driver to have the vehicle serviced before experiencing a possible breakdown or incurring more expensive repairs.

TRANSMISSIONS


5-Speed Manual Transmission

A 5-speed manual transmission with Overdrive is standard on all C/K Pickup models. Three versions are available:

- **Light-duty (MG5)** — with Vortec 4300 V6 and 5000 V8 on C/K1500 models and C/K2500 models under 8,600 lbs. GVWR
- **Light-duty (M50)** — with Vortec 5700 V8 on C/K 2500 models under 8,600 lbs. GVWR
 - Both light-duty transmissions feature good shift feel and short shift throws
- **Heavy-duty (MW3)** — New Venture Gear 4500 — used with all engines on C/K2500 and C/K3500 Regular-, Extended- and Crew-Cab models with GVWRs of 8,600 lbs. and above.

The New Venture Gear 4500 manual transmission features:

- Low transmission gear rattle
- Low transmission noise due to gear profile and torsional damper design
- Excellent shift feel due to shift gate design
- Single-piece counter shaft designed for durability and reliability
- Single-rail shifter with fewer components than prior four-rail design for greater dependability.



4L60-E 4-Speed Electronically Controlled Automatic Transmission

The 4L60-E 4-speed automatic transmission with Overdrive is optional on C/K1500 and C/K2500 models with a GVWR of less than 8,600 lbs. The 4L60-E's "intelligent" electronic controls allow the

What Makes A Vortec A Vortec?

While the name "Vortec" is used a lot in advertising, it's not just a marketing moniker. The fact is, there is a definite criteria as to what makes an engine a Vortec. Here are the most important features of the pedigree:

- **Designed for maximum airflow** — Large, low-restriction air filters optimum tuned intake runners and fast intake ports all help increase engine "breathing" for more power
- **Optimized combustion** — Precise fuel metering due to Sequential Fuel Injection and a combustion chamber designed to tumble and swirl the air/fuel mixture both result in more efficient combustion. This, in turn, results in fuel efficiency and low emissions
- **Low maintenance** — All Vortec engines use the proven technology of platinum-tip spark plugs (up to 100,000-mile service intervals), extended-life engine coolant (up to 5 year or 150,000-mile service intervals) and a single accessory drive belt (100,000-mile service interval).



1998 C/K Pickup

C/K Pickup vs. Ford F-Series

It's a tough world out there, and the full-size pickup truck market is no exception. The only way to survive is to be tougher still. Here are just a few of the ways in which C/K Pickup trucks pull away from the Ford F-Series:

- 4-wheel ABS: standard on C/K Pickup, optional on F-150
- Standard engine output (Regular Cab):

Model	HP	Torque
Chevy 1500	200	255
Ford F-150	205	255
Chevy 2500	230	285
Ford F-250	230	290
Chevy 3500	255	330
Ford F-350	210	325

- Interior room: C/K Pickup models provide more legroom and shoulder room than all F-Series models, whether Regular- or Extended-Cab
- Speed-sensitive steering: Electronic Variable Orifice (EVO) steering, which is speed-sensitive, is standard on C/K Pickup. Speed-sensitive steering is not available on F-Series.

*250 horsepower at 4600 rpm on vehicles with GVWR of 10,000 lbs. or above.

TRANSMISSIONS (contd)

transmission to match the engine's performance and deliver excellent fuel efficiency. Some features of the 4L60-E include:



- A new, two-piece case which adds increased powertrain stiffness, resulting in reduced vibration and noise



- A new, deeper transmission oil pan which provides better cooling than previous designs for longer transmission life

- A wide range of gear ratios, which enhances both performance and fuel economy. The 3.06:1 first-gear ratio provides high torque multiplication for initial acceleration. The Overdrive 0.70:1 fourth gear reduces engine rpm at cruising speed, thereby increasing fuel economy and reducing wear
- Precise and flexible electronic controls — the Powertrain Control Module (PCM) measures key vehicle input, including throttle position, vehicle speed, gear range, temperature and engine load. Shift points and shift smoothness are controlled by four solenoids that are connected to the PCM



- The new electronically controlled converter clutch, which now allows gradual engagement of the torque converter clutch for smooth driveability while aiding fuel economy




- New electronic line pressure scheduling software, which adjusts pressure to the clutches based on the torque output of

the engine for a smooth, consistent shift feel

- Second-gear start feature, which provides an extra measure of control in slippery driving conditions. By moving the gear selector to the Drive 2 position, the driver can reduce torque to the drive wheels, increasing control during initial acceleration on slippery surfaces

- Long-Life automatic transmission fluid that won't need replacing for up to 100,000 miles under normal conditions (maintenance needs vary with different uses and driving conditions; see owner's manual for more information)
- A brake/transmission shift interlock, which is included with both optional automatic transmissions. The interlock requires the driver to apply the brake pedal to shift out of Park.



4L80-E 4-Speed Electronically Controlled Automatic Transmission

The heavy-duty 4L80-E electronically controlled 4-speed automatic transmission with Overdrive is optional on two-wheel-drive and four-wheel-drive C/K Pickup models of 8,600 lbs. GVWR and above, including Crew-Cab. The rugged 4L80-E has a maximum engine torque rating of 440 lb.-ft. It also is standard on models equipped with either the 6.5L L56 or L65 V8 Turbo-Diesel engines. Features of the 4L80-E include:

- A wide range of gear ratios, which enhances both performance and fuel economy. The 2.48:1 first-gear ratio provides high torque multiplication for initial acceleration. The Overdrive 0.75:1 fourth gear reduces engine rpm at cruising speed, thereby increasing fuel economy and reducing wear
- Precise and flexible electronic controls — the Powertrain Control Module (PCM) measures vehicle input, including throttle position, vehicle speed, gear range, temperature and engine load. The PCM acts as an interface between the engine and transmission to provide the feel of a virtually "seamless" powertrain. Shift



TRANSMISSIONS (contd)

timing is controlled electronically by signals sent to the valve body's shift solenoids, which activate the shift valves and execute the gear changes



- **New electronic line pressure scheduling software** which adjusts pressure to the clutches based on the torque output of

the engine for smoother, more consistent shift feel



- **The new electronically controlled converter clutch** which now allows gradual engagement of the torque

converter clutch for smoother driveability, while aiding fuel economy

- **Efficient transmission cooler lines** which keep the transmission cooler, increasing longevity
- **A contoured bottom pan**, which helps assure ample oil supply
- **A bottom pan drain plug**, which makes the transmission easy to service. No longer does the entire pan have to be removed to drain the transmission fluid

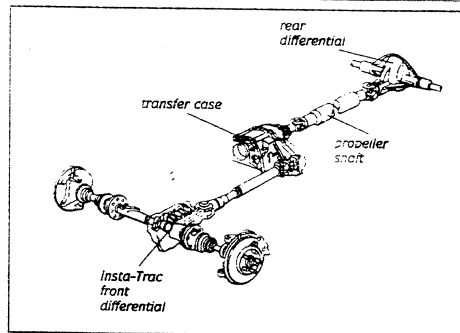


- **A 310mm torque converter**, which is specially designed to enhance initial acceleration.

The converter's lockup clutch improves fuel economy by reducing slippage at cruising speeds. A converter damper makes the application and release of the lockup feature less perceptible

- **A brake/transmission shift interlock** is included with automatic transmissions. The interlock requires the driver to apply the brake pedal to shift from Park.

INSTA-TRAC 4-WHEEL DRIVE



The patented Insta-Trac system is standard on all four-wheel-drive C/K Pickup models. Insta-Trac makes it easy to shift into and out of four-wheel drive without leaving the cab.

- **"On-the-fly" shifting** from 2WD to 4WD High and back at any speed is possible with the Insta-Trac system (vehicle must be stopped to shift into 4-LO). The system also includes a 4WD Low gear for more demanding 4WD maneuvers, such as climbing steep grades or driving through deep snow or mud.
- **An electronic shift transfer case** also is available. This version of Insta-Trac has all the features mentioned above, but makes shifting from 2WD to 4WD High and back again as easy as pushing a button located on the instrument panel. The base Insta-Trac system uses a manual lever to switch in and out of four-wheel drive (available on K1500 and K2500 models below 8,600 lbs. GVWR).



- **New four-wheel-drive front halfshafts** are lighter in weight for better fuel economy and can now be removed without removing the hub/knuckle assembly, substantially improving service time. The new part is completely interchangeable with the previous halfshaft.

C/K Pickup vs. Dodge Ram

C/K Pickup advantages stack up well against Dodge:

- **4-wheel ABS:** standard on C/K Pickup, optional on Ram
- **Standard engine output (Regular-Cab):**

Model	HP	Torque
Chevy 1500	200	255
Ram 1500	175	230
Chevy 2500	230	285
Ram 2500	230	330
Chevy 3500	255	330
Ram 3500	230	330

- **Speed-sensitive steering:** EVO steering is standard on C/K Pickup — speed-sensitive steering is not available on Ram
- **Legroom:** C/K Pickup models provide more front (Regular- and Extended-Cab: 41.7 inches vs. 41.0 inches) and rear (Extended-Cab: 34.8 inches vs. 31.6 inches) legroom than Ram.

The Third Door?

C/K Pickup was the first on the market with the useful third door. It still makes a lot of sense for many different applications. Not only does it make getting passengers or cargo in and out easier, but provides drivers with disabilities the opportunity to place mobility aids, such as wheelchair lifts, in the back of the cab.



1998 C/K Pickup

GM Mobility Program

Chevrolet recognizes the importance of mobility to everyone's life and, therefore, offers financial assistance to persons with disabilities through the General Motors Mobility Program. This program provides financial assistance — up to \$1,000 — toward the cost of any after-market adaptive equipment for drivers or passengers. A special feature of the program is single-transaction GMAC financing for the vehicle and its adaptive aids. Further details are available by calling the GM Mobility Assistance Center at 1-800-323-9935. The hearing impaired can call the Customer Assistance Center at 1-800-TDD-CHEV.

Steering You In The Right Direction

All Chevy C/K Pickup trucks come standard with Electronic Variable Orifice (EVO) steering. EVO steering changes the amount of power steering assist based on how fast the vehicle is traveling. As you have probably noticed, it takes more muscle to move the steering wheel when you're parking than when you are on the highway. The EVO system automatically boosts power steering assist when you need it, but reduces the assist when you're cruising at higher speeds, for better road feel.

SUSPENSION

Front

- An independent Short/Long Arm (SLA) Suspension with a stabilizer bar equips the front of every C/K Pickup. Chevy C/K Pickup has used their basic current SLA Suspension since 1988 — many years ahead of Ford. SLA Suspension helps the front wheels step over bumps for a stable ride and enhanced control, while it keeps the tires more flatly in contact with the road for less tire wear and better traction.
- Two-wheel-drive models have computer-selected, friction-free coil springs for squeak-free operation.
- Four-wheel-drive models are equipped with torsion bars which allow more room for the driveline components going to the front wheels. The torsion bars are computer-selected to optimize ride and handling. The front differential is mounted to the front frame with rubber bushings on four-wheel-drive models to isolate driveline noise and vibration. The C/K Pickup platform minimizes the protrusion of the transmission, transfer case and driveshafts below the body for additional protection when traveling over uneven terrain.

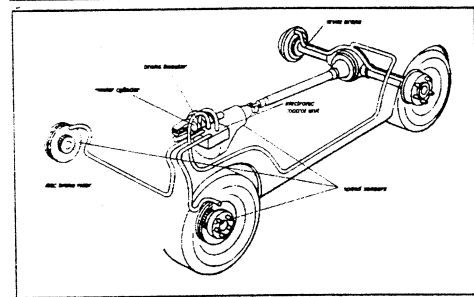
Rear

- A rigid rear axle and variable-rate, two-stage, multi-leaf springs comprise the rear suspension. The longer set of leaves provides a smooth ride when the vehicle is lightly loaded with cargo. As additional passengers and cargo are added, the longer leaves flatten out, and shorter, stiffer leaves deliver additional support without sacrificing a comfortable ride.

STEERING

- Electronic Variable Orifice (EVO) power steering is standard on all C/K Pickup models. EVO is an electronically controlled power steering system that improves steering ease at lower vehicle speeds (e.g., parking). At higher vehicle speeds, steering effort reverts to normal levels. EVO also is designed to provide a lower power steering fluid operating temperature, which may help extend fluid life.


BRAKES




- Four-wheel anti-lock brake system (ABS) is standard on all C/K models to help maintain steering control and minimize wheel lockup on most slippery surfaces.
- Power front disc/rear drum brakes are featured on C/K Pickup braking systems. The large, ventilated front rotors improve brake cooling. Audible pad-wear sensors are designed to alert the driver when brake pad maintenance is needed.




WHEELS



- Standard 15" or 16" steel wheel, silver with black hub ornament (2WD wheel shown).




- Optional 15" or 16" Rally Wheel trim (standard on Silverado); (4WD wheel shown).




- Standard 16" front wheel for 3500 Series Silverado when equipped with dual rear wheels.*



- Optional 15" cast-aluminum wheel (C1500 only).



- Optional 16" cast-aluminum wheel (K1500 only).



- Optional 15" chrome-plated steel wheel with chrome hub ornament (C1500 only).

*Standard trim has black center.

TIRES



- New for 1998, the standard tires on C1500 models provide reduced rolling resistance.

C/K Pickup offers the following tires as standard equipment:

- P235/75R-15 all-season steel-belted radial blackwall tires (C1500)
- P245/75R-16 all-terrain steel-belted radial blackwall tires (K1500)
- LT225/75R-16D all-season steel-belted radial blackwall tires (C2500)
- LT245/75R-16D all-season steel-belted radial blackwall tires (K2500)
- LT225/75R-16E all-season steel-belted radial blackwall tires (C3500 and K3500)

Demographics

- Age target is mid-30s to mid-40s
 - 22-24% of buyers are college graduates
 - Median household income of \$55,000-\$60,000
 - Predominately male purchasers.
- Buyers who select C/K Pickup are looking for a trusted, dependable partner that provides comfort and styling appearances, as well as tough, rugged capabilities. Buyers tend to enjoy active outdoor lifestyles.



1998 C/K Pickup

History

(By Model Year)

- 1918 — First Chevy Truck
- 1924 — First pickup bodies
- 1936 — All-steel body introduced; hydraulic brakes standard
- 1941 — New sheet metal
- 1958 — 4x4 debuts on 1/2-, 3/4- and 1-ton pickups
- 1974 — Full-time four-wheel drive with V8 engine is released
- 1975 — Extended-Cab model debuts
- 1982 — 6.2 Liter diesel engine released
- 1987 — TBI fuel injection on V6 and V8 gas engines
- 1988 — All-new interior and exterior design introduced
- 1992 — Suburban, Blazer and Crew-Cab join C/K platform; 6.5 Liter Turbo-Diesel V8 introduced
- 1993 — 4L60-E electronic 4-speed automatic introduced
- 1994 — Two new 6.5 Liter diesel engines introduced
- 1995 — Driver air bag for vehicles under 8,600 lbs. GVWR; four-wheel ABS introduced; redesigned interior
- 1996 — Daytime Running Lamps; new Vortec Series engines; third door for Extended-Cab
- 1997 — Outboard front-passenger air bag on vehicles under 8,600 lbs. GVWR; EVO power steering added.

GENUINE CUSTOMER CARE

Chevrolet owners are covered by Genuine Customer Care, a comprehensive owner protection plan that includes the following:



Bumper to Bumper Warranty

The GM 3-year/36,000-mile, no-deductible, limited Bumper to Bumper warranty covers repairs for all Chevrolet cars, including labor and parts, to correct any defects in material or workmanship occurring during the warranty period. Warranty features include air conditioning repair, tires, towing, no-cost warranty transfer and 6-year/100,000-mile (whichever comes first) sheet-metal rust-through protection. There also is emissions control system coverage, which varies by geographic location. The only item not covered by the warranty is normal maintenance.



Courtesy Transportation

Customers who purchase or lease a Chevrolet car or truck will be able to take advantage of Courtesy Transportation at no additional charge when their vehicles are left at a participating dealership for repairs covered under the 3-year/36,000-mile New Vehicle Limited Warranty. Courtesy Transportation, at participating dealers only, may include shuttle service, expense reimbursement, or, if the repairs require leaving your vehicle overnight, a vehicle rental. See your dealer for details.



24-Hour Roadside Assistance

Customers who purchase or lease a Chevrolet also receive the peace of mind that if something should go wrong on the road, help is just a phone call away, 365 days a year, with Chevrolet 24-Hour Roadside Assistance. There are two levels of service:

Roadside Basic Care covers you as long as you own your C/K Pickup and provides:

- Free towing for warranty repairs (to closest dealer)

- Over-the-phone basic technical advice
- Available dealer services at reasonable costs (i.e., wrecker services, locksmith/key service, glass repair, etc.).

Roadside Courtesy Care is available for a period of three years or 36,000 miles (whichever comes first). It provides all of the features of Roadside Basic Care, plus:

- Free towing (to closest dealer)
- Free locksmith/key service (when keys are lost or locked inside)
- Free flat tire service and jump start
- Free fuel delivery on the road.

Important — a word about this document: We have tried to make this document as comprehensive and factual as possible. We reserve the right, however, to make changes at any time, without notice, in colors, materials, equipment, specifications, models and availability. Some information may have been updated since the time of printing in June 1997.

A note about air bags: Always wear safety belts, even with air bags.

General Motors, GM, the GM Emblem, Chevrolet, the Chevrolet Emblem, Cheyenne, Silverado, Solar-Ray, Blazer, Suburban, Insta-Trac, TheftLock and ETR are registered trademarks and Chevy, Vortec Z71 and PassLock are trademarks of the General Motors Corporation. Scotchgard is a trademark of the 3M Corp. GMAC is a registered trademark of the General Motors Acceptance Corporation. © 1997 General Motors Corporation. All rights reserved.

Some artwork contained within this text is for representation purposes only.

1998 C/K Pickup Feature Availability

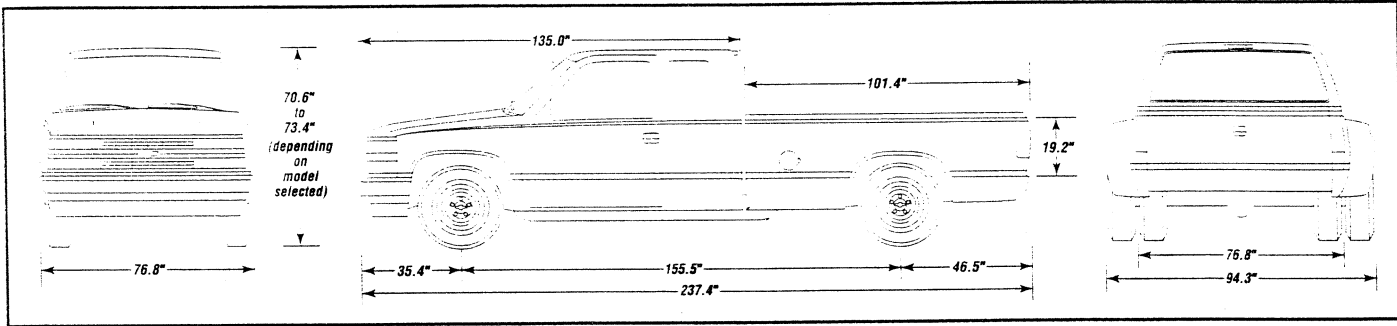


	W/T1500	Cheyenne	Silverado
INTERIOR			
Air Bags - Driver/Outboard Passenger below 8600 lbs. GVWR	S	S	S
Air Conditioning - with CFC-Free Refrigerant	O	O	S
Convenience Group - Tilt*Wheel™ Adjustable Steering Column and Cruise Control		O	S
Door Trim - Molded Plastic w/Armrest	S	S	NA
- Color-Keyed Cloth and Carpet Trimmed	NA	NA	S
Floor Covering - Full Black Rubber	S	NA	NA
- Color-Keyed Carpet	NA	O	S
- Color-Keyed Rubber	NA	S	O
- Color-Keyed Rubber Floor Mats	NA	O	S
Gauges - Trip Odometer, Oil Pressure, Voltmeter, Tachometer	S	S	S
Lights, Interior - Dome w/Delayed Entry	S	S	S
Scotchgard™ Protector (cloth seats, door panels, carpets)	O	S	S
Seats*- Cloth Bench	O	O	S
- Vinyl Bench (NA Extended-Cab)	S	S	O
- 60/40 Custom Cloth, Split-Bench (Extended-Cab)	NA	NA	S
- 60/40 Vinyl Split-Bench (Extended-Cab)	NA	S	NA
- 60/40 Custom Leather Seating Surfaces, Front	NA	NA	O
- Bench w/Custom Leather Seating Surfaces, Front	NA	NA	O
Steel Side-Door Beams	S	S	S
Stereo - AM/FM w/Digital Clock	S	S	NA
- AM/FM w/Cassette Player	O	O	NA
- AM/FM w/Cassette Player w/Automatic Tone Control	NA	NA	S
- AM/FM w/CD and Cassette Players	NA	O	O
Windows - Power with Driver's Express-Down Feature	NA	O	S
Windows - Rear Quarter Swing-Out (Extended-Cab)	NA	S	S
Wipers - Intermittent Variable	S	S	S
EXTERIOR			
Bright Appearance Package	NA	O	S
Daytime Running Lamps	S	S	S
Mirrors - Dual Black Fold-Away	S	S	NA
- Dual Black Twin Remote Electric, Fold-Away	NA	NA	S
- Dual Camper-Type, Stainless Steel	NA	O	O
- Electrochromic ISRV w/8 Point Compass	NA	NA	O
Wheels - 15" x 7" to 16" x 6.5" Steel	S	S	S
- Chrome Steel (2WD 1500 Series)	O	O	O
- Rally Wheel Trim	O	O	S
- Cast-Aluminum (1500 Series)	NA	O	O
Z71 4x4 Off-Road Package	NA	O	O
FUNCTIONAL			
Brakes - 4-Wheel Anti-Lock (ABS)	S	S	S
- Power, Front Disc/Rear Drum	S	S	S
Engine - Vortec 4300 V6 SFI	S	S	S
- Vortec 5000 V8 SFI	NA	O	O
- Vortec 5700 V8 SFI ¹	NA	O	O
- Vortec 7400 V8 SFI	NA	O	O
- Turbo-Diesel 6.5L V8 EFI ²	NA	O	O
Remote Keyless Entry	NA	NA	O
Third Door - (Extended-Cab)	NA	NA	O
Transmission - 5-Speed Manual w/OD	S	S	S
- 4-Speed Electronically Controlled Automatic	O	O	O
Steel Side-Door Beams	S	S	S

*C/K Pickup offers a variety of seating configurations. See the Seats Section of this chapter for details. S — Standard. O — Optional (some options may be available only as part of a Preferred Equipment Group; see your order guide for feature availability). NA — Not available. 1 Requires RPO M50 automatic transmission. 2 Requires RPO MT1 automatic transmission. 3 When properly equipped.



1998 C/K Pickup Specifications



MODEL AVAILABILITY

(Regular-Cab and Extended-Cab)

(Crew-Cab)

	C/K1500	C/K2500	C/K3500	C/K3500
Passengers	3-6	3-6	3-6	5-6
Class	Full-Size Pickup	Full-Size Pickup	Full-Size Pickup	Full-Size Pickup
Assembly Plants	Pontiac, Mich. Fort Wayne, Ind. Oshawa, Ont. Arlington, Texas	Pontiac, Mich. Ft. Wayne, Ind. Oshawa, Ont.	Ft. Wayne, Ind. Pontiac, Mich.	Flint, Mich.
Primary Structure	Welded Steel Frame	Welded Steel Frame	Welded Steel Frame	Welded Steel Frame
Body Material	Two-Side-Galvanized Steel (except roof)	Two-Side-Galvanized Steel (except roof)	Two-Side-Galvanized Steel (except roof)	Two-Side-Galvanized Steel (except roof)

DIMENSIONS & CAPACITIES (inches, unless otherwise noted)

	C/K1500	C/K2500	C/K3500	C/K3500 (Crew-Cab)
Exterior Dimensions				
Wheelbase	117.5-155.5	131.5-155.5	131.5-155.5	168.5
Overall Length	194.5-237.4	213.1-237.4	213.1-237.4	250.9
Overall Height	70.8-73.2	71.2-76.0	73.2-74.0	73.9-74.5
Maximum Width Single Rear Wheels	77.1-76.8	76.8	76.8	76.8
Maximum Width Dual Rear Wheels	—	—	94.3	94.3
Ground to Rear Load Floor	30.3-32.8	32.6-33.8	34.1-36.1	34.2-34.7
Ground Clearance, Front (2WD/4WD)	6.8-6.9/8.7-9.0	7.1-7.7/8.7-9.0	8.0-8.4/6.4-6.4	7.5/6.4
Ground Clearance, Rear (2WD/4WD)	6.6-6.9/8.0-8.4	7.1-7.3/7.3-7.8	6.4-6.4/6.4-6.4	7.3/6.4
Interior Dimensions				
Headroom (front/rear*)	40.0/38.0	40.0/38.0	40.0/38.0	40.0/38.0
Legroom (front/rear)	41.5/28.7	41.5/28.7	41.5/28.7	41.5/28.7
Shoulder Room (front/rear)	65.0/67.6	65.0/67.6	65.0/67.6	65.0/67.6
Hip Room (front/rear)	60.1/66.1	60.1/66.1	60.1/66.1	60.1/66.1
Capacities				
Est. Min. Curb Weight (lbs.)	(2WD) 3869-4407	4293-5013	4474-5395	5169
Curb Wt. (std.) (lbs.) —	(4x4) 4275-4544	5154-5442	5201-5778	5527
GVWR, Standard (lbs.) (2WD/4WD)	6100/6100	7200/8600	9000/9200	9000/9200
GVWR, Maximum (lbs.) (2WD/4WD)	6200/6800	8600/8600	10,000/10,000	10,000/10,000
Base Payload (std.) (lbs.) (based on curb weight) (2WD/4WD)	2030/1656	2755/3158	4155/3999	3496/3334
Maximum Trailer Capacity (lbs.) (2WD/4WD)	7000/7000	10000/10000	10,000/10,000	10,000/10,000
Fuel Tank Capacity (gallons)	Regular-Wheelbase — 25, Extended-Wheelbase — 34			

*Rear dimensions apply to Extended-Cab and Crew-Cab models.

1998 C/K Pickup Specifications



STEERING

	C/K1500	C/K2500	C/K3500	C/K3500 (Crew-Cab)
Type	Variable-Ratio Integral EVO Power	Variable-Ratio Integral EVO Power	Variable-Ratio Integral EVO Power	Variable-Ratio Integral EVO Power
Steering Ratio	15/13:1	15/13:1	15/13:1	15/13:1
Turning Diameter: Curb-to-Curb (ft.)	39.8-51.6	43.7-51.9	43.4-51.9	53.8-55.7

BRAKES

	C/K1500	C/K2500	C/K3500	C/K3500 (Crew-Cab)
Type	Power-Assist, Front Disc/Rear Drum w/4-Wheel ABS	Power-Assist, Front Disc/Rear Drum w/4-Wheel ABS	Power-Assist, Front Disc/Rear Drum w/4-Wheel ABS	Power-Assist, Front Disc/Rear Drum w/4-Wheel ABS
Front Disc Size (in.)	11.57 x 1.25	11.57 x 1.25	12.50 x 1.26	12.50 x 1.26*
Rear Drum Size (in.)	10.00 x 2.25	11.15 x 2.75	13.0 x 3.50	13.0 x 3.50
Booster Diameter (in.)	9.5/Tandem	9.5/Tandem	9.5/Hydraulic Boost	9.5/Hydraulic Boost
Parking Brake Actuation	Cable to Rear Wheels	Cable to Rear Wheels	Cable to Rear Wheels	Cable to Rear Wheels

*12.5" x 1.50" with dual rear wheels.

GASOLINE ENGINES

	L35	L30	L31	L29
Type	Vortec 4300 V6 SFI	Vortec 5000 V8 SFI	Vortec 5700 V8 SFI	Vortec 7400 V8 SFI
Block Material	Cast Iron	Cast Iron	Cast Iron	Cast Iron
Cylinder Head Material	Cast Iron	Cast Iron	Cast Iron	Cast Iron
Bore & Stroke (in.) (mm)	4.00 x 3.48 101.6 x 88.4	3.74 x 3.48 95.0 x 88.4	4.00 x 3.48 101.6 x 88.4	4.25 x 4.00 108.0 x 101.6
Displacement (cu. in./cc)	262/4293	305/4998	350/5735	454/7440
Compression Ratio	9.2:1	9.4:1	9.4:1	9.0:1
Induction System	SFI	SFI	SFI	SFI
Valves/Cylinder	2	2	2	2
Lifters	Hydraulic Roller	Hydraulic Roller	Hydraulic Roller	Hydraulic Roller
Cam Drive	Chain	Chain	Chain	Chain
Horsepower @ rpm (SAE net)	200 @ 4400	230 @ 4600	255 @ 4600 ¹	290 @ 4000
Torque @ rpm (SAE net)	255 @ 2800	285 @ 2800	330 @ 2800	410 @ 3200
Recommended Fuel (min.)	87 Octane	87 Octane	87 Octane or Nat. Gas ²	87 Octane
Model Availability				
C/K1500: Reg. Cab ³ & Ext. Cab	Standard	Optional ⁴	Optional	-
C/K2500: (w/o C6P ⁵)				
Reg. Cab & Ext. Cab	-	Standard ⁶	Optional	Optional
C/K2500: (with C6P ⁵)				
Reg. Cab & Ext. Cab	-	-	Standard	Optional
C/K 3500: Reg., Ext. & Crew-Cab	-	-	Standard	Optional
Transmission Availability				
5-Speed OD Manual ⁷	Standard (MG5)	Standard (MG5)	Standard (M50/MW3)	Standard (MW3)
4-Speed OD Automatic ⁸	Optional (M30)	Optional (M30)	Optional (M30/MT1)	Optional (MT1)

1. Horsepower is 250 @ 4200 RPM on C/K models with RPO R05 dual rear wheels. 2. Available as an option only on C2500 Series Regular-Cab Long-Box models with optional 8,600-lb. GVWR, 3.73 rear axle ratio and four-speed automatic transmission. 3. W/T1500 package requires RPO L35 Vortec 4300 V6. 4. Standard with K1500 Extended-Cab Fleetside Long-Box. 5. RPO C6P is an optional heavy-duty GVW rating. 6. Standard with C2500 2WD with 7,200-lb. GVWR only. 7. RPO MG5 and M50 light-duty manual transmissions are used with specific engines in models with GVWRs below 8,600 lbs.; RPO MW3 heavy-duty manual transmission is used in models with GVWRs at or above 8,600 lbs. 8. RPO M30 4L60-E electronically controlled automatic transmission is used in models with GVWRs below 8,600 lbs.; RPO MT1 4L80-E heavy-duty electronically controlled automatic is used in models with GVWRs at or above 8,600 lbs. See pages 8-12 for additional details on powertrains.



1998 C/K Pickup Specifications

DIESEL ENGINES

	L56 Turbo	L65 H.D. Turbo
Type	6.5 Liter OHV V8	6.5 Liter OHV V8
Block	Cast Iron	Cast Iron
Cylinder Head	Cast Iron	Cast Iron
Bore & Stroke (in.) (mm)	4.06 x 3.82 103.0 x 97.03	4.06 x 3.82 103.0 x 97.03
Displacement (cu. in./cc)	395/6473	395/6473
Compression Ratio	21.5:1	21.5:1
Induction System	Indirect EFI w/Turbo	Indirect EFI w/Turbo
Valves/Cylinder	2	2
Lifters	Hydraulic Roller	Hydraulic Roller
Cam Drive	Chain	Chain
Horsepower @ rpm (SAE net)	180 @ 3400	195 @ 3400
Torque @ rpm (SAE net)	360 @ 1800	430 @ 1800
Redline (rpm)	4000	4000
Model Availability		
C/K1500: Reg. & Ext. Cab	Optional	Optional
C/K2500 (w/o C6P ¹):		
Reg. & Ext. Cab	Optional	-
C/K2500 (with C6P ¹):		
Reg. & Ext. Cab	-	Optional
C/K3500: Reg., Ext. & Crew-Cab	-	Optional
Transmission Availability		
5-Speed OD Manual ²	Standard (MW3)	Standard (MW3)
4-Speed OD Automatic ³	Optional (MT1)	Optional (MT1)

1. RPO C6P is an optional heavy-duty GVW rating. 2. RPO MW3 heavy-duty manual transmission. 3. RPO MT1 (4L80-E) electronically controlled heavy-duty transmission.

TRANSMISSIONS (MANUAL)

Below 8,600 lbs. GVWR:		C/K1500 and C/K2500
Type		Manual 5-Speed w/Overdrive (MG5) (M50)*
1st	4.02	3.49
2nd	2.32	2.16
3rd	1.40	1.40
4th	1.00	1.00
5th	0.73	0.78
Reverse	3.55	3.55
Above 8,600 lbs. GVWR:		C/K2500, C/K3500 and C/K3500 (Crew-Cab)
Type		Heavy-Duty Manual 5-Speed with Deep Low (MW3)
1st	5.61	
2nd	3.04	
3rd	1.67	
4th	1.00	
5th	0.75	
Reverse	5.61	

*M50 available only with GVWRs below 8,600 lbs. and Vortec 5700 V8 (L31) engine.

1998 C/K Pickup Specifications



TRANSMISSIONS (AUTOMATIC)

Below 8,600 lbs. GVWR:	C/K1500 and C/K2500
Type	Electronically Controlled Automatic 4-Speed w/O.D. and Torque Conv. (4L60-E)
1st	3.06
2nd	1.63
3rd	1.00
4th	0.70
Reverse	2.29
Above 8,600 lbs. GVWR:	C/K2500, C/K3500 and C/K3500 (Crew-Cab)
Type	Heavy Duty Electronically Controlled Automatic 4-Speed w/O.D. and Torque Conv. (4L80-E)
1st	2.48
2nd	1.48
3rd	1.00
4th	0.75
Reverse	2.08

SUSPENSION

	C/K1500, C/K2500, C/K3500 and C/K3500 Crew-Cab
Frame	All-Welded, Ladder-Type, Channel Design w/Box Front Section
Front (2WD)	Independent, with Computer-Selected Coil Springs
Front (4WD)	Independent, with Computer-Selected Torsion Bars
Rear (2WD/4WD)	Hypoid Drive, Semi-Elliptic, 2-Stage Multi-Leaf Springs
Shocks, Front (mm)	25 (C/K1500), 32 (C/K2500), 35 (C/K3500), 35 (C/K3500 Crew-Cab)
Shocks, Rear (mm)	25-32 (C/K1500 and C/K2500), 32 (C/K3500 and C/K3500 Crew-Cab)
Stabilizer Bar (Front/Rear) (mm)	32/30 (all models)
Rear Axle (std.)	Semi-Floating (C/K1500), Varies (C/K2500 and C/K3500), Full-Floating (C/K3500 Crew-Cab)

MILEAGE/PERFORMANCE (C/K1500)* 2WD/4X4

Type	Vortec 4300 V6 SFI w/5-Spd. Man.	Vortec 4300 V6 SFI w/4-Spd. Elect. Auto.	Vortec 5000 V8 SFI w/5-Spd. Man.	Vortec 5000 V8 SFI w/4-Spd. Elect. Auto.
Mileage:	2WD/4x4	2WD/4x4	2WD/4x4	2WD/4x4
City	17/15	16/15	15/13	15/14
Highway	22/20	21/19	20/18	21/18
Combined	19/17	18/17	17/15	17/16
Est. Cruising Range				
City	425/375	400/375	375/325	375/350
Highway	550/500	525/475	500/450	525/450
Combined	475/425	450/425	425/375	425/400
	Vortec 5700 V8 SFI w/5-Spd. Man.	Vortec 5700 V8 SFI w/4-Spd. Elect. Auto.	6.5L TD V8† w/4-Spd. Elect. Auto.	
Mileage:	(2WD/4x4)	(2WD/4x4)	(2WD/4x4)	
City	14/13	15/13	15/15	
Highway	19/18	19/17	18/18	
Combined	16/14	16/15	16/16	
Est. Cruising Range				
City	350/325	375/325	510/510	
Highway	475/450	475/425	612/612	
Combined	400/350	400/375	544/544	

*Based on 1996 information for Regular-Body C/K1500 Short-Box models with 25-gallon fuel tank except as noted. †C/K Pickup 2500 with 34-gallon fuel tank.



1998 C/K Pickup Specifications

WHEELS & TIRES

	C/K1500	C/K2500	C/K3500	C/K3500 (Crew-Cab)
Wheel Type	Steel	Steel	Steel	Steel
Wheel Size (in.)	15 x 7 to 16 x 6.5	16 x 6.5	16 x 6.5	16 x 6.5
Tire Type	Varies with Model	Varies with Model	Varies with Model	Varies with Model
Tire Size (2WD)				
Single Rear Wheels	Varies with Model	Varies with Model	LT245/75R-16E	LT245/75R-16E
Dual Rear Wheels	—	—	LT225/75R-16 D	LT225/75R-16D
Tire Size (4WD)				
Single Rear Wheels	Varies with Model	Varies with Model	LT245/75R-16E	LT245/75R-16E
Dual Rear Wheels	—	—	LT225/75R-16D	LT225/75R-16D

All specifications are preliminary and subject to change. Chevrolet Motor Division.


TRAILERING INFORMATION (2WD/4X4)*

	Vortec 4300 V6	Vortec 5000 V8	Vortec 5700 V8	Vortec 7400 V8	6.5L Turbo-Diesel V8
Trailer Classification	Medium	Medium	Medium	Heavy	Medium
Gross Trailer Weight (lbs., up to)	5000/5000	5500/5500	7500/7000	10,000/10,000	7000/7500
Max Tongue Load (lbs.)	600/600	700/800	850/850	10,000/10,000	850/900

*With automatic or manual transmission.

Vortec 4300 V6

L35



*"The 4.3-liter, 190-hp V6 accelerates powerfully,
and the automatic transmission shifts very smoothly."*

Consumer Reports
April, 1996

Product Specifications

Type:

4.3L V6

Bore x Stroke:

101.60 x 88.39 mm (4.00 x 3.48 in)

Displacement:

4300 cc (262 CID)

Fuel System:

SEQUENTIAL FUEL INJECTION

Compression Ratio:

9.2:1

Horsepower:

200 @ 4400 rpm (C/K, G)

195 @ 4200 rpm (P)

190 @ 4400 rpm (L, M, S & T-utility
T-pickup)

180 @ 4400 rpm (S-pickup)

Valve Configuration:

OVERHEAD VALVES

Assembly Site:

TONAWANDA, NY

ROMULUS, MI

Torque (lb-ft):

255 @ 2800 rpm (C/K)

250 @ 3200 rpm (P)

250 @ 2800 rpm (G, L, M, S & T-utility
T-pickup)

245 @ 2800 rpm (S-pickup)

Valve Lifters:

HYDRAULIC ROLLER

Firing Order:

1 - 6 - 5 - 4 - 3 - 2

Maximum Engine Speed:

5600 rpm

Emissions Control:

- EVAPORATIVE SYSTEM
- CATALYTIC CONVERTER
- POSITIVE CRANKCASE VENTILATION (PCV)
- EXHAUST GAS RECIRCULATION (EGR)

Materials
Block:

CAST IRON

Cylinder Head:

CAST IRON

Intake Manifold:
CAST ALUMINUM - LOWER
COMPOSITE - UPPER
Exhaust Manifold:
HIGH SILICON MOLYBDENUM
CAST NODULAR IRON
Main Bearing Caps:

CAST IRON

Crankshaft:

CAST IRON

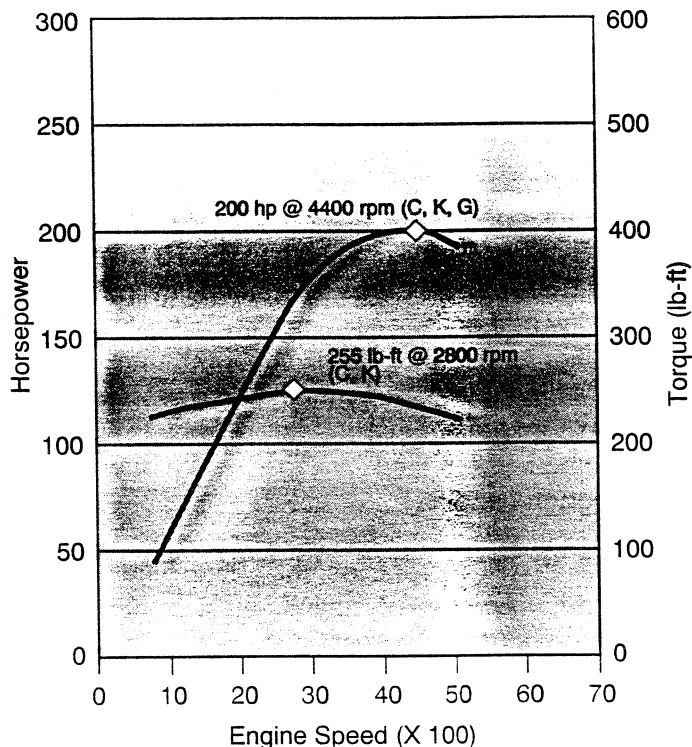
Camshaft:

STEEL

Additional Features:
EXTENDED LIFE SPARK PLUGS
EXTENDED LIFE COOLANT
Applications:

Chevrolet S/T-pickup - option
Chevrolet S/T-utility - base
GMC S/T-pickup - option
GMC S/T-utility - base
Chevrolet M, L-van - base
GMC M, L-van - base
Chevrolet P-truck - base
GMC P-truck - base
Chevrolet G-van - base
GMC G-van - base
Chevrolet C/K-truck - base
GMC C/K-truck - base
Oldsmobile Bravada

"Vortec 4300" (L35)



Information may vary with application. All specifications listed are based on the latest product information available at the time of publication. The right is reserved to make changes at any time without notice.

Vortec 4300 V6

L35

Features and Benefits

Sequential central port injection (SCPI) - GM's 4300 L35 offers the GM-patented sequential central port fuel injection. SCPI, which provides high-precision fuel control for optimal cylinder-to-cylinder distribution, uses one injector per cylinder to deliver fuel to the inlet ports through flexible fuel transport tubes. Each duty-cycled single-disk injector delivers the precise amount of fuel to a poppet (fuel atomization) nozzle at each cylinder for its combustion cycle. For further refinement, a compound angle was added to the poppet nozzle to eliminate misfire. SCPI is a highly efficient fuel-delivery method that improves cold start and hot engine restart, and takes fuel control at idle to "world class." SCPI is also a major catalyst for increased horsepower and helps engines meet today's more stringent fuel-economy requirements. To summarize, SCPI – precise, high-pressure fuel delivery – helps these truck engines achieve their maximum power and torque in an efficient manner that does not sacrifice fuel economy.

Mass air flow meter - Thanks to mass air flow metering, engineers have taken the guesswork out of air flow measurement. This more precise air flow metering system accurately measures air flow, helping to eliminate the variability in a number of conditions, including changes in altitude and temperature. It also provides improved smoothness for 0 - 60 mph and 50 - 80 mph accelerations.

Crankshaft position sensor - The crankshaft position sensor is a major breakthrough in diagnostic technology that allows the vehicle control module (VCM) to know the exact relative position in time of each cylinder with respect to its combustion event. This aids in the detection of misfire and helps to ensure that the engine is performing at its optimum efficiency.

Long life systems - The L35 engine offers owners a long life ignition system that is virtually maintenance-free for 100,000 miles. This system includes platinum-tipped spark plugs, low resistance spark plug wires that increase conductivity, a composite distributor housing and stem, and a high voltage switch that requires no timing adjustment. Other heavy-duty systems that will help keep your truck trouble-free over the long haul include long life engine coolant, a Magnaquench starter (S/T and P platforms only), a single 100,000-mile accessory belt, damperless springs and lip stem seals (valvetrain) and a robust water pump and seals.

Exhaust manifold - The exhaust manifold for V6 and V8 truck engines provides higher engine performance capabilities, and improves tailpipe emissions. The Exhaust Gas Recirculation (EGR) take-off point was established so that an evenly distributed take-off EGR can be made to enhance cylinder-to-cylinder operations. This will improve the engine's driveability and emissions capability. The exhaust manifold material has changed from a nodular cast iron to high silicon moly (molybdenum) material. This high temperature alloy improves the durability of the manifold even under the enhanced performance levels of the engine, and allows the manifold to remain stable and distortion free throughout its life. The exhaust manifold features a three-bolt flange to reduce leakage. All of these features result in an enhanced exhaust system that offers maximum air flow through the engine.

On-Board Diagnostics Second Generation (OBDII) - As with all GM vehicles, the L35 is fully OBDII compliant. The VCM, a highly sophisticated on-board computer and one of the industry's most powerful, monitors a wide variety of emissions systems and components for the slightest level of deterioration or malfunction. This includes the fuel delivery system, catalytic converter and EGR valve. Its diagnostic

tools include the oxygen sensor, crank and cam position sensors, MAP sensor and manifold air temperature sensor. In addition to helping vehicles meet the more stringent emissions standards and improving overall system reliability, OBDII capability has some additional benefits for the customer, as well. The VCM stores and retrieves diagnostic messages to help technicians diagnose and fix problems more quickly and accurately. And since OBDII sets trouble codes (SERVICE ENGINE SOON light), when a system begins to deteriorate rather than waiting for a complete system failure, owners can bring their vehicles in for service before experiencing a possible breakdown or more costly repair.

Noise reduction - Noise reduction is a major goal of the truck engine program and has been achieved through enhancing stiffness in three major areas - the accessory drive, engine block and engine/transmission interface. The accessory drive features a stiffer mounting scheme and a single serpentine drive system across all platforms. This reduces driveline noise and facilitates engine maintenance and vehicle packaging. The engine block itself has been redesigned for additional stiffness, while at the same time adds no additional mass. Three heavy-duty bolts now attach the transmission bell housing to the oil pan to increase powertrain bending stiffness and reduce noise. When used in combination with the 4L60-E transmission, which uses a two-piece case, this powertrain package is second to none in overall bending stiffness. The L35 also offers a counter-rotating balance shaft that cancels the primary vibration and results in a smooth running, quiet engine. Add a cast aluminum oil pan, composite front cover, remote composite air cleaner and tangentially mounted compressor, and you're ready for a virtually noise- and vibration-free ride.

Cylinder head - The L35 maximizes air flow into the cylinder head through the use of a straight-port design. This more powerful combustion chamber increases the compression ratio to 9.2:1, which improves thermal efficiency, performance and fuel economy without increasing octane requirements. By using a straight-port configuration, engineers were able to increase both the air flow through the intake ports and the tumble/swirl ratio in the combustion chamber. In engines, air flow equals performance and fuel economy.

Valvetrain - The V6 valvetrain continues to offer some significant features that enhance durability. The camshaft is made of steel to better handle stress over the life of the engine. The L35 also offers roller lifters. This helps to reduce friction and improves wear resistance over time. Roller lifters also help to increase low-end torque while at the same time extend the engine's dynamic operating range. Engineers reduced the duration profiles to provide improved low-speed torque without sacrificing power. Improved low-end torque provides the power for towing or trailering, while extending and flattening the torque curve generates the passing performance. Utilizing low friction roller lifters helps to eliminate internal power loss and maximize fuel economy.

Cable over cam throttle control - By using a cable over cam throttle control design, engineers are able to reduce excessive tire spin that sometimes occurs when accelerating from complete stops. This is of particular concern in lighter trucks. Two unique designs have been developed - one for use in the S/T and M/L platforms, the other in the C/K, G, P platforms.

Cooling system - The L35 cooling system features a controlled by-pass thermostat that enhances overall system performance. It improves bank-to-bank coolant flow balance, expedites warm-up and overall heater performance, and allows air flow through the radiator once the engine is warm, improving cooling. This bearing design improves the water pump bearing life. Radiator nipples, hoses and clamps have become standardized across all truck engines.

Intake manifold - The air intake manifold of the L35 is easy to detect because of its use of distinctive colors and materials. The black and silver manifold is comprised of two parts - a lower aluminum and upper composite piece that is specially designed to reduce both mass and noise. It also acts as a thermal insulator and helps in tuning for best air flow.

L35 evolution - With all the enhancements, one would think that there were some sacrifices made on the L35. Wrong! Engineers used a "no trade-offs" approach to upgrading this engine. The L35 offers the same or better fuel economy and performance as its predecessor, while maintaining engine mass, reducing noise and offering QRD features that will keep it virtually maintenance free for 100,000 miles.


Linear EGR valve - The linear exhaust gas recirculation (EGR) valve is another GM-pioneered design that provides accurate EGR control for improved fuel economy and emissions. The computerized engine control module precisely positions the valve, regardless of manifold pressure and engine load, for exact introduction of EGR throughout the entire engine operating range.

RPM pistons - The L35 continues to utilize Revised Permanent Mold (RPM) pistons. RPM pistons, engineered using highly sophisticated GM computer programs, are significantly more durable and quieter, and aid in fuel efficiency.

Leadership - The 4300 V6 is among the best six-cylinder engines on the road today. It has strong torque, high specific power and smooth operation. These characteristics make it a perfect fit for sport/utility and commercial applications where performance, reliability and durability are required. The 4300 L35 high-performance engine is a leader in power delivery and fuel economy, and is an outstanding value for customers interested in a performance powerplant. In fact, customers have told us that they consider the 4300 L35 to be on the leading edge of performance and clearly ahead of the pack in fuel economy.

Vortec 5000 V8

L30



*“No multi-valve razzle-dazzle, no overhead-camshaft pizzazz.
Just more power, reliability and less maintenance.”*

The Orlando Sentinel
May 23, 1996

Product Specifications

Type:
5.0L V8

Displacement:
5012 cc (305 CID)

Compression Ratio:
9.4:1

Valve Configuration:
OVERHEAD VALVES

Assembly Site:
FLINT, MI
ST. CATHARINES, ONTARIO

Valve Lifters:
HYDRAULIC ROLLER

Firing Order:
1 - 8 - 4 - 3 - 6 - 5 - 7 - 2

Bore x Stroke:
95.00 x 88.39 mm (3.74 x 3.48 in)

Fuel System:
SEQUENTIAL FUEL INJECTION

Horsepower:
230 @ 4600 rpm (C/K)
220 @ 4600 rpm (G)

Torque (lb-ft):
285 @ 2800 rpm (C/K)
280 @ 2800 rpm (G)

Maximum Engine Speed:
5600 rpm

Emissions Control:

- EVAPORATIVE SYSTEM
- CATALYTIC CONVERTER
- POSITIVE CRANKCASE VENTILATION (PCV)
- EXHAUST GAS RECIRCULATION (EGR)

Materials

Block:
CAST IRON

Cylinder Head:
CAST IRON

Intake Manifold:
CAST ALUMINUM - LOWER
COMPOSITE - UPPER

Exhaust Manifold:
HIGH SILICON MOLYBDENUM
CAST NODULAR IRON

Main Bearing Caps:
CAST IRON

Crankshaft:
CAST IRON

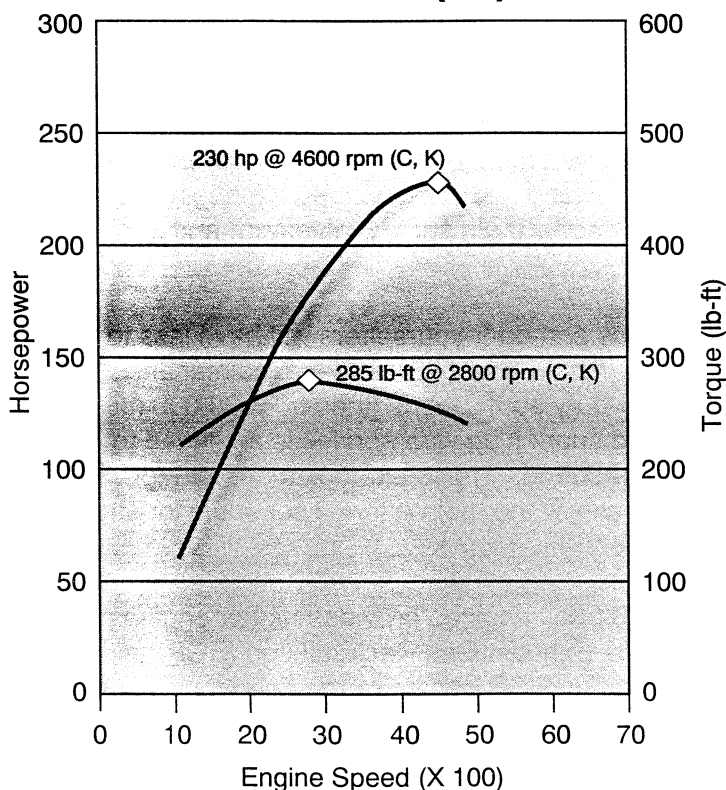
Camshaft:
STEEL

Additional Features:
EXTENDED LIFE SPARK PLUGS
EXTENDED LIFE COOLANT

Applications:

Chevrolet C/K-truck - option
GMC C/K-truck - option
Chevrolet G-van - option
GMC G-van - option

"Vortec 5000" (L30)



Information may vary with application. All specifications listed are based on the latest product information available at the time of publication. The right is reserved to make changes at any time without notice.

5.0L V8 (L30) Truck

Vortec 5000 V8

L30

Features and Benefits

Sequential central port injection (SCPI) - GM's Vortec 5000 L30 offers the GM-patented sequential central port fuel injection. SCPI, which provides high-precision fuel control for optimal cylinder-to-cylinder distribution, uses one injector per cylinder to deliver fuel to the inlet ports through flexible fuel transport tubes. Each duty-cycled single-disk injector delivers the precise amount of fuel to a poppet (fuel atomization) nozzle at each cylinder its combustion cycle. For further refinement, a compound angle was added to the poppet nozzle for improved durability. SCPI is a highly efficient fuel-delivery method that improves cold start and hot engine restart, and takes fuel control at idle to "world class." SCPI is also a major catalyst for increased horsepower and helps engines meet today's more stringent fuel-economy requirements. To summarize, SCPI – precise, high-pressure fuel delivery – helps these truck engines achieve their maximum power and torque in an efficient manner that does not sacrifice fuel economy.

Mass air flow meter - Thanks to mass air flow metering, engineers have taken the guesswork out of air flow measurement. This more precise air flow metering system accurately measures air flow, helping to eliminate the variability in a number of conditions, including changes in altitude and temperature. It also provides improved smoothness for 0 - 60 mph and 50 - 80 mph accelerations.

Crankshaft position sensor - The crankshaft position sensor allows the vehicle control module (VCM) to know the exact relative position in time of each cylinder with respect to its combustion event. This aids in the detection of misfire and helps to ensure that the engine is performing at its optimum efficiency.

Long life systems - The L30 engine offers owners a long life ignition system that is virtually maintenance-free for 100,000 miles. This system includes platinum-tipped spark plugs with a 100,000-mile life expectancy, low resistance spark plug wires that increase conductivity, a composite distributor housing and stem, and a high voltage switch that requires no timing adjustment. Other heavy-duty systems that will help keep your truck trouble-free over the long haul include long life engine coolant, a single 100,000-mile accessory belt, damperless springs and lip stem seals (valvetrain) and a robust water pump and seals.

The quest for "maintenance-free" - At-home mechanics and do-it-yourselfers will have less to tinker with on GM's truck engines, thanks to enhanced service intervals that require less maintenance. For example, the cooling system interval for light- and heavy-duty applications goes from 30,000 miles or two years to 100,000 miles or five years. Spark plug and spark plug wire service is extended to 100,000 miles, and engine timing checks are no longer required. These examples are for highway driving and will be included in owners'/service manuals, as will the maintenance schedule for short trip/city driving.

Exhaust manifold - The exhaust manifold for V6 and V8 truck engines provides higher engine performance capabilities, and improves tailpipe emissions. The Exhaust Gas Recirculation (EGR) take-off point was established so that an evenly distributed take-off of EGR can be made to enhance cylinder-to-cylinder operations. This improves the engine's driveability and emissions capability. The exhaust

manifold material has changed from a nodular cast iron to a high silicon moly (molybdenum) material. This high temperature alloy improves the durability of the manifold even under the enhanced performance levels of the engine, and allows the manifold to remain stable and distortion free throughout its life. The exhaust manifold features three-bolt flange to reduce leakage. The L30 also features increased muffler volume. All of these features result in an enhanced exhaust system that offers maximum air flow through the engine.

On-Board Diagnostics Second Generation (OBDII) - As with all GM vehicles, the L30 became fully OBDII compliant in 1996. This required significant enhancements to the vehicle control module (VCM). The VCM, a highly sophisticated on-board computer and one of the industry's most powerful, now monitors a wide variety of emissions systems and components for the slightest level of deterioration or malfunction. This includes the fuel delivery system, catalytic converter and EGR valve. Its diagnostic tools include the oxygen sensor, crank and cam position sensors, MAP sensor and manifold air temperature sensor. In addition to helping vehicles meet the more stringent emissions standards and improving overall system reliability, OBDII has some real benefits for the customer. The VCM stores and retrieves diagnostic messages to help technicians diagnose and fix problems more quickly and accurately. And since OBDII sets trouble codes (SERVICE ENGINE SOON light), when a system begins to deteriorate rather than waiting for a complete system failure, drivers can bring their vehicles in for service before experiencing a possible breakdown or more costly repair.

Improved emissions - The 1998 L30 meets stricter evaporative emission regulations for all 50 states

Noise reduction - Noise reduction has been achieved in a number of ways. The accessory drive features a stiffer mounting scheme and a single serpentine drive system across all platforms. Add a composite front cover, remote composite air cleaner and tangentially mounted compressor, and you're ready for a virtually noise- and vibration-free ride.

Cylinder head - Air flow has been increased into the cylinder head of the L30 through the use of a straight-port design. This more powerful combustion chamber increases the compression ratio to 9.2:1, which improves thermal efficiency, performance and fuel economy without increasing octane requirements. Revised pistons also help to increase the compression ratio.

Valvetrain - The L30 has a steel camshaft to better handle stress over the life of the engine. The L30 also has roller lifters. This helps to reduce friction and improves wear resistance over time. Roller lifters also help to increase low-end torque while at the same time extend the dynamic operating range. Low-end torque provides the power for towing or trailering, while extending and flattening the torque curve generates the passing performance. The use of low friction roller lifters helps to eliminate internal power loss and maximize fuel economy.

Cooling system - This system features a controlled by-pass thermostat that enhances overall system performance. It improves bank-to-bank coolant flow balance, expedites warm-up and overall heater performance, and allows air flow through the radiator once the engine is warm, improving cooling. This bearing design improves the water pump bearing life. Radiator nipples, hoses and clamps have become standardized across all truck engines.

Intake manifold - The air intake manifold of the L30 is easy to detect because of its use of distinctive colors and materials. The black and silver manifold is comprised of two parts - a lower aluminum and upper composite piece that is specially designed to reduce both mass and noise. It also acts as a thermal insulator and helps in tuning for best air flow.

Linear EGR valve - The linear exhaust gas recirculation (EGR) valve is another GM-pioneered design that provides accurate EGR control for improved fuel economy and emissions. The computerized

engine control module precisely positions the valve, regardless of manifold pressure and engine load, for exact introduction of EGR throughout the entire engine operating range.


Camshaft profile - These profiles are designed to take advantage of the higher stress carrying capabilities of the steel roller cam. This provides excellent low speed torque, generates good dynamic range and results in improved specific output.

Cam over throttle control - The aluminum throttle body for the V8 engines utilizes a linear cam profile, a throttle blade wedge and bore shaping. Fine tuning these parameters provides the V8 vehicle applications with good launchability and response linearity during accelerations. This, in turn, results in good overall throttle progression. The cam selection also played an important role in obtaining the proper accelerator pedal effort.

Fuel Economy Estimates - The 5000 L30 is projected to better the fuel economy of its predecessor, the LO3, by up to 10 percent.

Vortec 5700 V8

L31



Product Specifications

Type:
5.7L V8

Displacement:
5733 cc (350 CID)

Compression Ratio:
9.4:1

Valve Configuration:
OVERHEAD VALVES

Assembly Site:
FLINT, MI
ST. CATHARINES, ONTARIO

Valve Lifters:
HYDRAULIC ROLLER

Firing Order:
1 - 8 - 4 - 3 - 6 - 5 - 7 - 2

Bore x Stroke:
101.60 x 88.39 mm (4.00 x 3.48 in)

Fuel System:
SEQUENTIAL FUEL INJECTION

Horsepower:
255 @ 4600 rpm (C/K)
250 @ 4200 rpm (C/K >10,000# GVW)
250 @ 4600 rpm (G 8501-10,000# GVW)
245 @ 4600 rpm (G ≤8500# GVW)
245 @ 4200 rpm (G >10,000# GVW)
235 @ 4000 rpm (P)

Torque (lb-ft):
330 @ 2800 rpm (C/K)
330 @ 2800 rpm (G >8500# GVW)
325 @ 2800 rpm (G ≤8500# GVW)
325 @ 2800 rpm (P)

Maximum Engine Speed:
5600 rpm

Emissions Control:

- EVAPORATIVE SYSTEM
- CATALYTIC CONVERTER
- POSITIVE CRANKCASE VENTILATION (PCV)
- EXHAUST GAS RECIRCULATION (EGR)

Materials

Block:
CAST IRON

Cylinder Head:
CAST IRON

Intake Manifold:
CAST ALUMINUM - LOWER
COMPOSITE - UPPER

Exhaust Manifold:
HIGH SILICON MOLYBDENUM
CAST NODULAR IRON

Main Bearing Caps:
CAST IRON

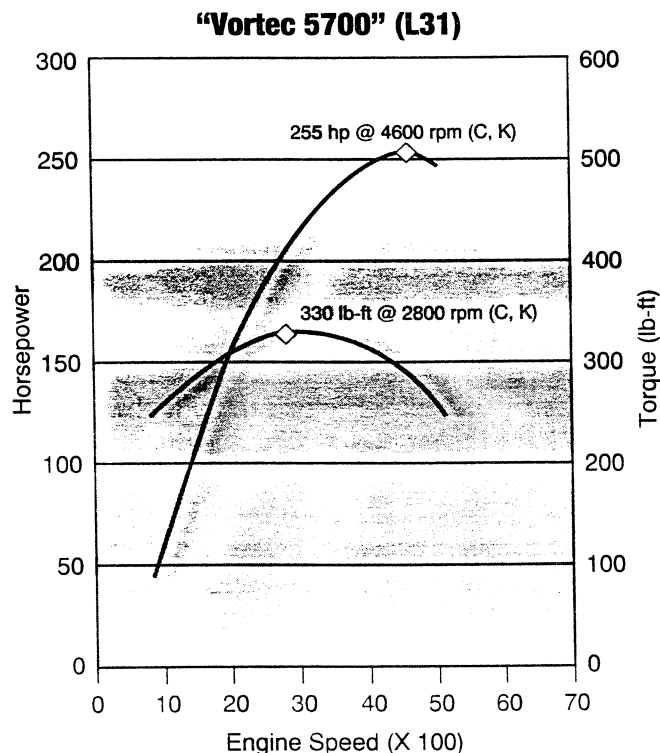
Crankshaft:
CAST IRON

Camshaft:
STEEL

Additional Features:
EXTENDED LIFE SPARK PLUGS
EXTENDED LIFE COOLANT

Applications:

Chevrolet C/K-truck - option
GMC C/K-truck - option
Chevrolet G-van - option
GMC G-van - option
Chevrolet P-truck - option
GMC P-truck - option



Information may vary with application. All specifications listed are based on the latest product information available at the time of publication. The right is reserved to make changes at any time without notice.

VORTEC 5700 (L31) TRUCK

Vortec 5700 V8

L31

Features and Benefits

Sequential central port injection (SCPI) - GM's Vortec 5700 L31 now offers the GM-patented sequential central port fuel injection. SCPI, which provides high-precision fuel control for optimal cylinder-to-cylinder distribution, uses one injector per cylinder to deliver fuel to the inlet ports through flexible fuel transport tubes. Each duty-cycled single-disk injector delivers the precise amount of fuel to a poppet (fuel atomization) nozzle at each cylinder for its combustion cycle. For further refinement, a compound angle was added to the poppet nozzle for improved durability. SCPI is a highly efficient fuel-delivery method that improves cold start and hot engine restart, and takes fuel control at idle to "world class." SCPI is also a major catalyst for increased horsepower and helps engines meet today's more stringent fuel-economy requirements. To summarize, SCPI – precise, high-pressure fuel delivery – helps these truck engines achieve their maximum power and torque in an efficient manner that does not sacrifice fuel economy.

Mass air flow meter - Thanks to mass air flow metering, engineers have taken the guesswork out of air flow measurement. This more precise air flow metering system accurately measures air flow, helping to eliminate the variability in a number of conditions, including changes in altitude and temperature. It also provides improved smoothness for 0 - 60 mph and 50 - 80 mph accelerations.

Crankshaft position sensor - The crankshaft position sensor allows the vehicle control module (VCM) to know the exact relative position in time of each cylinder with respect to its combustion event. This aids in the detection of misfire and helps to ensure that the engine is performing at its optimum efficiency.

Long life systems - The L31 engine offers owners a long life ignition system that is virtually maintenance-free for 100,000 miles. This system includes platinum-tipped spark plugs with a 100,000-mile life expectancy, low resistance spark plug wires that increase conductivity, a composite distributor housing and stem, and a high voltage switch that requires no timing adjustment. Other heavy-duty systems that will help keep your truck trouble-free over the long haul include long life engine coolant, a Magnaquench starter, a single 100,000-mile accessory belt, damperless springs and lip stem seals (valvetrain) and a robust water pump and seals.

The quest for "maintenance-free" - At-home mechanics and do-it-yourselfers will have less to tinker with on GM's truck engines, thanks to enhanced service intervals that require less maintenance. For example, the cooling system interval for light- and heavy-duty applications goes from 30,000 miles or two years to 100,000 miles or five years. Spark plug and spark plug wire service is extended to 100,000 miles, and engine timing checks are no longer required. These examples are for highway driving and will be included in owners'/service manuals, as will the maintenance schedule for short trip/city driving.

Exhaust manifold - The exhaust manifold for V6 and V8 truck engines provides higher engine performance capabilities, and improves tailpipe emissions. The Exhaust Gas Recirculation (EGR) take-off point was established so that an evenly distributed take-off of EGR can be made to enhance cylinder-to-cylinder operations. This improves the engine's driveability and emissions capability. The exhaust manifold material has changed from a nodular cast iron to a high silicon moly (molybdenum) material.

This high temperature alloy improves the durability of the manifold even under the enhanced performance levels of the engine, and allows the manifold to remain stable and distortion free throughout its life. The exhaust manifold features a three-bolt flange to reduce leakage, and the entire exhaust system will be built of aluminized stainless steel. On the L31 certified for heavy-duty emissions, the dual exhaust system includes three-inch takedown pipes and a rearward catalyst. A forward catalyst and 1-7/8 inch takedown pipes are found on the light-duty version. Both the light-and heavy-duty versions feature increased muffler volume. All of these features result in an enhanced exhaust system that offers maximum air flow through the engine.

On-Board Diagnostics Second Generation (OBDII) - As with all GM vehicles, the L31 became fully OBDII compliant in 1996. This required significant enhancements to the vehicle control module (VCM). The VCM, a highly sophisticated on-board computer and one of the industry's most powerful, now monitors a wide variety of emissions systems and components for the slightest level of deterioration or malfunction. This includes the fuel delivery system, catalytic converter and EGR valve. Its diagnostic tools include the oxygen sensor, crank and cam position sensors, MAP sensor and manifold air temperature sensor. In addition to helping vehicles meet the more stringent emissions standards and improving overall system reliability, OBDII has some real benefits for the customer. The VCM stores and retrieves diagnostic messages to help technicians diagnose and fix problems more quickly and accurately. And since OBDII sets trouble codes (SERVICE ENGINE SOON light), when a system begins to deteriorate rather than waiting for a complete system failure, drivers can bring their vehicles in for service before experiencing a possible breakdown or more costly repair.

Improved emissions - The 1998 L31 meets stricter evaporative emission regulations for all 50 states.

Noise reduction - Noise reduction has been achieved in a number of ways. The accessory drive features a stiffer mounting scheme and a single serpentine drive system across all platforms. Add a composite front cover, remote composite air cleaner and tangentially mounted compressor, and you're ready for a virtually noise- and vibration-free ride.

Cylinder head - Air flow has been increased into the cylinder head of the L31 through the use of a straight-port design. This more powerful combustion chamber increases the compression ratio to 9.4:1, which improves thermal efficiency, performance and fuel economy without increasing octane requirements.

Valvetrain - The L31 has a steel camshaft to better handle stress over the life of the engine. The L31 also has roller lifters. This helps to reduce friction and improves wear resistance over time. Roller lifters also help to increase low-end torque while at the same time extend the dynamic operating range. Low-end torque provides the power for towing or trailering, while extending and flattening the torque curve generates the passing performance. The use of low friction roller lifters helps to eliminate internal power loss and maximize fuel economy.

Cooling system - This system features a controlled by-pass thermostat that enhances overall system performance. It improves bank-to-bank coolant flow balance, expedites warm-up and overall heater performance, and allows air flow through the radiator once the engine is warm, improving cooling. This bearing design improves the water pump bearing life. Radiator nipples, hoses and clamps have become standardized across all truck engines.

Intake manifold - The air intake manifold of the L31 is easy to detect because of its use of distinctive colors and materials. The black and silver manifold is comprised of two parts - a lower aluminum and upper composite piece that is specially designed to reduce both mass and noise. It also acts as a thermal insulator and helps in tuning for best air flow.

Linear EGR valve - The linear exhaust gas recirculation (EGR) valve is another GM-pioneered design that provides accurate EGR control for improved fuel economy and emissions. The computerized engine control module precisely positions the valve, regardless of manifold pressure and engine load, for exact introduction of EGR throughout the entire engine operating range.

Camshaft profile - These profiles are designed to take advantage of the higher stress carrying capabilities of the steel roller cam. This provides excellent low speed torque, generates good dynamic range and results in improved specific output.


Cam over throttle control - The aluminum throttle body for the V8 engines utilizes a linear cam profile, a throttle blade wedge and bore shaping. Fine tuning these parameters provides the V8 vehicle applications with good launchability and response linearity during accelerations. This, in turn, results in good overall throttle progression. The cam selection also played an important role in obtaining the proper accelerator pedal effort.

RPM pistons - The L31 truck engine features state-of-the-art RPM pistons. This represents an expanded application for this product, first introduced in 1994 on the 4300 Vortec V6. The RPM piston, engineered using highly sophisticated GM computer programs, is more durable and quieter, and aids in overall fuel efficiency. The L31 has one size piston for all bores for ease in manufacturing.

Fuel economy estimates - The 5.7L L31 is projected to better the fuel economy of its predecessor, the LO5, by up to 10 percent.

6.5L V8 Turbo Diesel

L65/ L56



“The turbo diesel is a welcome addition particularly for those who put lots of miles on their van. As many have come to know, diesel engines are more economical to operate over the long run and they generally have loads of grunt (6.5L boasts 385 ft/lbs of torque at a low 1700 rpm).”

The Washington Times
December 27, 1996

Product Specifications

Type:

6.5L V8 TURBO DIESEL

Displacement:

6468 cc (395 CID)

Compression Ratio:

20.2:1

Valve Configuration:

OVERHEAD VALVES

Assembly Site:

MORAIN, OH

Valve Lifters:

HYDRAULIC ROLLER

Firing Order:

1 - 8 - 7 - 2 - 6 - 5 - 4 - 3

Bore x Stroke:

103.00 x 97.03 mm (4.06 x 3.82 in)

Fuel System:

INDIRECT ELECTRONIC
FUEL INJECTION WITH TURBO

Horsepower:

195 @ 3400 rpm (L65 - C/K, G, P)
190 @ 3200 rpm (L65 - MD)
180 @ 3400 rpm (L56 - C/K)

Torque (lb-ft):

430 @ 1800 rpm (L65 - C/K, G, P, MD)
360 @ 1800 rpm (L56 - C/K)

Max. Governed Engine Speed:

3400 rpm

Emissions Control:

- CATALYTIC CONVERTER
- POSITIVE CRANKCASE VENTILATION (PCV)
- EXHAUST GAS RECIRCULATION (EGR) (L56)

Materials

Block:

CAST IRON

Cylinder Head:

CAST IRON

Intake Manifold:

CAST ALUMINUM

Exhaust Manifold:

CAST NODULAR IRON

Main Bearing Caps:

CAST NODULAR IRON

Crankshaft:

CAST NODULAR IRON

Camshaft:

FORGED CARBONIZED
STEEL

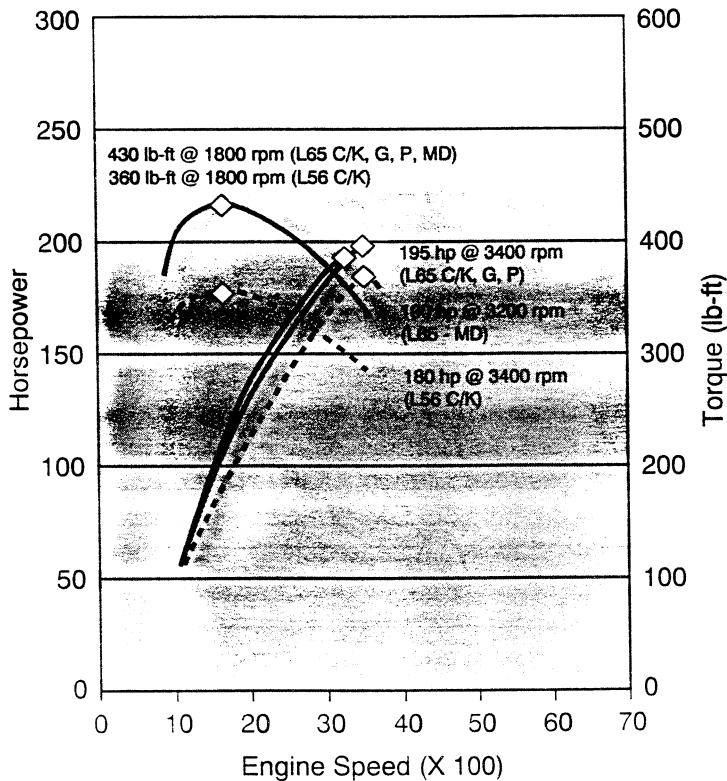
Additional Features:

EXTENDED LIFE COOLANT

Applications:

- Chevrolet:
C/K-truck - option
P-truck - option
G-van - option
MD-truck - option
GMC:
C/K-truck - option
P-truck - option
G-van - option
MD-truck - option

6.5L V8 Engine (L65/L56)



Information may vary with application. All specifications listed are based on the latest product information available at the time of publication. The right is reserved to make changes at any time without notice.

6.5L V8 Turbo Diesel Truck (L65/L56)

6.5L V8

Diesel L56/L65

Features and Benefits

Electronic fuel injection control system - Both the normal (L56) and heavy-duty emissions certified (L65) versions of GM's turbo diesel engine utilize an electronic fuel-injection control system. This major technological enhancement incorporates a powertrain control module (PCM) that controls both the engine and transmission, an electronic throttle control and an electronically controlled fuel-injection pump. The adaptation of electronics to the rotary injection pump yields almost complete freedom to schedule fuel quantity and timing at optimal values for every speed and load point. What does all of this mean to the customer? Increased fuel economy, the elimination of black and white exhaust, improved cold weather starting, enhanced idle quality and reduced noise levels. The electronic fuel delivery system also helps protect the engine from overheating and other abuses, and allows GM to be fully compliant with current emissions standards. GM was the first manufacturer to introduce an electronically controlled fuel injection system in diesel pickup trucks.

The fuel injection pump was upgraded in 1997 for improved durability by changing the Optical Sensor Tracking Encoder (OSTE) circuit board. In addition, the steel rollers in the pump were replaced with ceramic rollers for longer life. This system also makes available three electronically controlled Power Take Off (PTO) speeds. They are 1070 RPM, 1360 RPM, and 1600 RPM. These speeds can be activated by a simple switch.

Turbocharging - When GM set out to design the 6.5L V8 diesel engine, the goal was to build an engine that was reliable and durable, with unparalleled performance. From the start, the 6.5L was designed specifically for turbocharging. The secret weapon behind the 6.5L turbo diesel is the GM computer controlled wastegate. This wastegate allows the turbocharger rotor speed and boost to be electronically adjusted as altitude and engine speed change, and as torque is needed. The wastegate helps the engine work harder, but only when it needs help. When you need torque, it's there; when it's not required, the wastegate does not overwork the engine. The payoff is impressive fuel mileage, smooth, quiet operation and the necessary power to complete the job. This uniquely designed wastegate turbocharger delivers quick throttle response during acceleration and reduces turbo-boost pressure after obtaining maximum torque. The wastegate is designed to prolong turbo life and help manage the overall stress on internal engine components.

On-Board Diagnostics Second Generation (OBDII) - As with all GM vehicles, GM's L56 and L65 turbo diesel engine are fully OBDII compliant. This required significant enhancements to the powertrain control module (PCM). The PCM, a highly sophisticated on-board computer, received a 50-percent increase in memory and improved diagnostic capabilities in 1996. The PCM, which began controlling the fuel-lift pump and air conditioner in 1996, also monitors sensor systems such as coolant temperature, fuel temperature, air temperature, barometer, exhaust gas recirculation (EGR) pressure, turbo boost pressure and the thermostat diagnostic. This technology will help GM vehicles meet the new, more stringent emissions regulations, as well as improve idle stability. Misfire detection has been added to OBDII for 1998.

L65 gets a new look in a new van - For 1996, the 6.5L turbo diesel engine was introduced in GM's newly designed, full-size van (GMT 600). For this application, engineers developed a center-mounted turbocharging system that shortens the air and oil passages and provides direct flow from the block. In

doing so, engineers eliminated the need for oil lines, increasing reliability and durability. Oil is fed and drained directly from the block mount. This feature also aids in packaging the engine into the vehicle and serviceability. The L65 in the GMT 600 features a new case, intake system, turbo and drain system, exhaust system, cylinder head and water crossover with dual thermostat.

Fuel-manager filter system - Each of GM's diesel engines feature the fuel-manager filter system. This system is a double-filtration fuel filter that incorporates the filter, a water separator and a fuel heater all in one canister. The top-load vertical design and location simplify filter cartridge replacement.

Common serpentine accessory belt drive - The 6.5L V8 diesel engine features a single serpentine belt for all the driven components. Its automatic tension adjuster improves belt life and makes servicing easier, too. This system features water crossover, full-blocking thermostats, water outlet and bypass hose, fuel return tube, front lift hook and vacuum pump mount and hose.

Fuel economy - Among the many superior characteristics of the 6.5L turbo is its exceptional fuel economy. When matched against a comparable performing big-block V8 gasoline engine, this diesel has the potential for 25 to 80 percent better fuel economy. The improved fuel economy is a result of precise control of combustion and more precise transmission control, both due to electronic control.

Crankshaft bearings - The crankshaft bearings used in the 6.5L are made of a fatigue-resistant material that promotes a higher bearing stress life. The rear crankshaft seal is in one piece to reduce the chances of leakage.

Bulkhead - The 6.5L diesel engine bulkhead area was designed to handle the higher-cylinder firing pressures of a turbocharged engine. In addition, the coolant passages and the oil galleries were sized to provide the increased flow required by a turbo engine.

Combustion chamber - To provide smokeless performance and meet stringent emissions standards without sacrificing power, the 6.5L was designed with an optimized combustion chamber. This design provides an optimum balance of air in the prechamber, head and cylinder that ensures a more even and complete burning of fuel.

Modulated exhaust gas recirculation system - In addition to having an optimized precombustion chamber, the 6.5L L56 turbo engine utilizes an electronically controlled modulated exhaust gas recirculation system. This allows for more precise control over the flow of exhaust gas and also helps to meet stringent emissions standards.


Adaptive cylinder balance - Adaptive cylinder balance is included on the 6.5L turbo diesel. This process measures the horsepower of each cylinder at idle and directs fuel to each cylinder accordingly. This results in smoother operation of the vehicle by minimizing the vibration of the engine.

Cylinder block - The cylinder block has been modified to incorporate piston spray cooling for increased engine life. This was accomplished by installing spray nozzles in the bulkhead to direct a spray of oil at the underside of the piston. To ensure sufficient oil pressure during all running conditions, an increased flow oil pump and lubrication system was incorporated. In addition, the oil cooler lines and oil coolers were increased in size to provide a 100% increase in flow through the oil cooler.

Cooling system - The cooling system has been upgraded with an increased flow water pump and new water crossover and dual full-blocking thermostats.

Vortec 7400 V8

L29



“The amazing thing about this big block is that it didn’t really start showing its muscle until about 3600 rpm, which is peak torque... The 40-to-60 mph acceleration time is half-- HALF! -- that of the old engine. I’ve never seen such a dramatic change made from one year to the next using the same engine!”

Trailer Boats
September, 1996

Product Specifications

Type:

7.4L V8

Displacement:

7439 cc (454 CID)

Compression Ratio:

9.1:1

Valve Configuration:

OVERHEAD VALVES

Assembly Site:

TONAWANDA, NY

Valve Lifters:

HYDRAULIC ROLLER

Firing Order:

1 - 8 - 4 - 3 - 6 - 5 - 7 - 2

Bore x Stroke:

107.95 x 101.60 mm (4.25 x 4.00 in)

Fuel System:

SEQUENTIAL FUEL INJECTION

Horsepower:

290 @ 4000 rpm

Torque (lb-ft):

410 @ 3200 rpm

Maximum Engine Speed:

5000 rpm

Emissions Control:

- EVAPORATIVE SYSTEM
- CATALYTIC CONVERTER
- POSITIVE CRANKCASE VENTILATION (PCV)
- EXHAUST GAS RECIRCULATION (EGR)

Materials

Block:

CAST IRON

Cylinder Head:

CAST IRON

Intake Manifold:

CAST ALUMINUM

Exhaust Manifold:

HIGH SILICON MOLYBDENUM
CAST NODULAR IRON

Main Bearing Caps:

CAST IRON

Crankshaft:

CAST NODULAR IRON

Camshaft:

STEEL

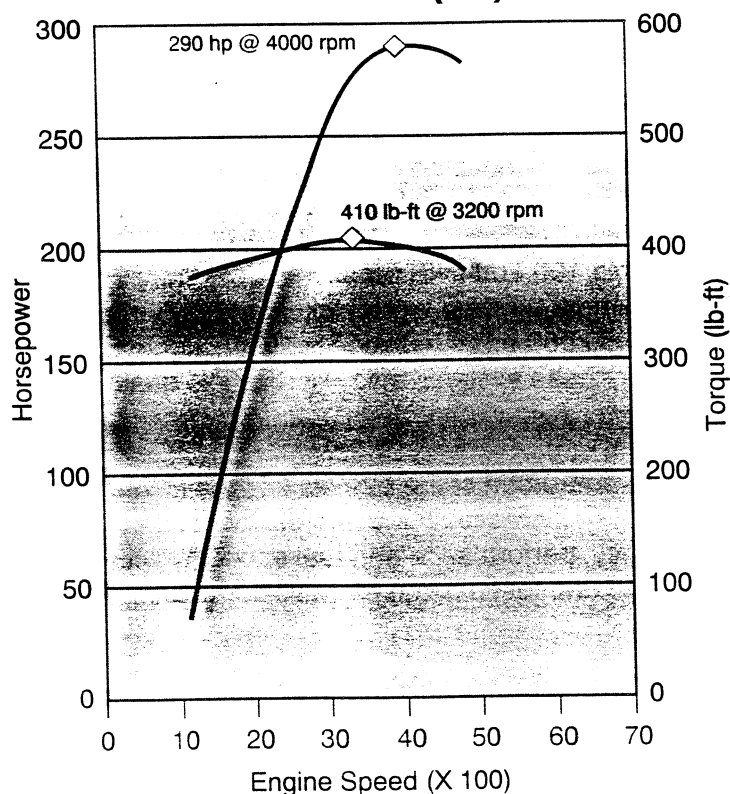
Additional Features:

EXTENDED LIFE SPARK PLUGS
EXTENDED LIFE COOLANT

Applications:

Chevrolet:
C/K-truck - option
G-van - option
P-truck - option
GMC:
C/K-truck - option
G-van - option

"Vortec 7400" (L29)



Information may vary with application. All specifications listed are based on the latest product information available at the time of publication. The right is reserved to make changes at any time without notice.

7.4L V8 (L29) Truck

Vortec 7400 V8

L29

Features and Benefits

Sequential port fuel injection - GM's 7400 L29 has sequential port fuel injection. SPFI is a highly efficient fuel-delivery method that improves cold start and hot engine restart, and takes fuel control to "world-class." SPFI is also a major contributor to increased horsepower. To summarize, SPFI – precise, high-pressure fuel delivery – helps the 7400 engine achieve its maximum power and torque in an efficient manner that does not sacrifice fuel economy.

Intake manifold - The air intake manifold of the L29 is comprised of an upper and lower aluminum assembly. The design of the intake manifold reduces emissions through its consistent cylinder-to-cylinder air-flow distribution. Long runners enhance low-end torque while being fed air from a plenum designed to reduce induction noise. It also features a separate throttle.

On-Board Diagnostics Second Generations (OBDII) - As with all GM vehicles, the L29 is OBDII compliant. This required significant enhancements to the vehicle control module (VCM). The VCM, a highly sophisticated on-board computer and one of the industry's most powerful, now monitors a wide variety of emissions systems and components for the slightest level of deterioration or malfunction. This includes the fuel delivery system, catalytic converter, EGR valve and, new for 1998, the evaporative emission system. Its diagnostic tools include the oxygen sensor, crank and cam position sensors, manifold absolute pressure (MAP) sensor and manifold air temperature sensor. In addition to helping vehicles meet the more stringent emissions standards and improving overall system reliability, OBDII has some real benefits for the customer. The VCM stores and retrieves diagnostic messages to help technicians diagnose and fix rare problems more quickly and accurately. And since OBDII sets trouble codes (SERVICE ENGINE SOON light), when a system begins to deteriorate rather than waiting for a complete system failure, drivers can bring their vehicles in for service before experiencing a possible breakdown or more costly repair.

Long life systems - The L29 engine offers owners a long life ignition system that is virtually maintenance-free for 100,000 miles. This system includes platinum-tipped spark plugs with a 100,000-mile life expectancy, low resistance spark plug wires that increase conductivity and a high voltage switch that requires no timing adjustment. Engine timing is electronically controlled through the use of cam and crank sensors. Other heavy-duty systems that will help keep your truck trouble-free over the long haul include 150,000 mile long life engine coolant, a single 100,000-mile accessory belt, damperless valve springs and a robust water pump and seal. The remote air cleaner on pickup and Suburban models has a visual "filter change" signal, allowing up to 50,000 miles between air-filter changes. In addition to making the maintenance of the vehicle easier, these systems also improve idle quality, cold starts and many other reliability and durability factors.

Cylinder head - Air flow has been increased into the cylinder head of the L29, as has the mixture motion of the air. This flow-developed combustion chamber increases the compression ratio to 9.1:1, up from 7.9:1 on the L19. This improves thermal efficiency, performance and fuel economy without increasing octane requirements. This design optimizes air and fuel mixture for maximum horsepower and increases fuel economy.

Valvetrain - The L29 valvetrain retains the significant upgrades made in 1996 to enhance both durability and driveability. The steel camshaft better handles stress over the life of the engine. The L29 also

has roller lifters. This helps to reduce friction and improves wear resistance over time. Roller lifters also help to increase low-end torque while at the same time extend the dynamic operating range. Low-end torque provides the power for heavy loads and towing or trailering, while extending and flattening the torque curve helps increase the mid RPM performance. The use of lower friction roller lifters helps eliminate internal power loss and increase fuel economy.

Camshaft profile - The camshaft profiles are designed to take advantage of the stronger capabilities of the steel cam which is used with roller lifters. This provides excellent low speed torque, improves idle smoothness, generates good dynamic range and results in improved specific output power and torque.

Mass air flow meter - Thanks to mass air flow metering, engineers have taken the guesswork out of air flow measurement. This more precise air flow metering system accurately measures air flow, helping to eliminate the variability in a number of conditions, including changes in altitude and temperature. It also provides improved smoothness for 0 - 60 mph and 50 - 70 mph accelerations.

Crankshaft position sensor - The crankshaft position sensor is an achievement in diagnostic technology that allows the vehicle control module (VCM) to know the exact relative position in time of each piston with respect to its combustion event. This allows accurate spark timing and also aids in the detection of misfire. It helps to ensure that the engine is performing at its optimum efficiency.

Exhaust manifold - The exhaust manifold for the 7400 truck engine (L29) is a high-silicon moly (molybdenum) material that provides long life and higher engine performance capabilities, and improves tailpipe emissions. The Exhaust Gas Recirculation (EGR) take-off point was established so that EGR can be evenly distributed to enhance cylinder-to-cylinder operations. This will enhance the engine's driveability and emissions capability. The internal shape of the exhaust manifold was computer designed and visually flow-checked to maximize flow efficiency. The exhaust manifold material of high silicon moly substantially improves the durability of the manifold even under increased performance levels of the engine, and allows the manifold to remain stable and distortion free throughout its life. The exhaust manifold features a three-blot take-down flange to reduce leakage, and the entire exhaust system is built of aluminized stainless steel. All of these features, along with a lower back-pressure design, result in a durable exhaust system that facilitates maximum air flow through the engine resulting in enhanced engine power.

Noise reduction - Noise reduction was a major goal of the L29 truck engine program and has been achieved through enhancing stiffness in several areas. The accessory drive has a stiff mounting and a serpentine drive belt reduces noise and facilitates engine maintenance and vehicle packaging. The L29 also has a computer designed piston contour. This contour allows for less piston to bore clearance, reducing piston cold-start noise. Exhaust noises have been reduced, thanks to the use of dual wall stainless steel gaskets. Induction noise is addressed with a large inlet manifold plenum feeding equal length runners. The plenum draws filtered air from a remote composite air cleaner. Add a rigid cast aluminum front cover and tangentially mounted compressor, and you're ready for a quiet, vibration-free ride.

Quarter-wave tuner and resonator - On C/K platforms, the 7400 V8 (L29) provides drivers a smooth, quiet ride, thanks to sophisticated technology called a quarter-wave tuner and resonator. Together, the tuner and resonator cancel induction noise by generating an identical frequency that is out of phase with the offending frequency. This provides drivers with a quiet vehicle, reducing annoying induction noise, particularly when towing heavy loads.

Cooling system - The 1998 L29 retains the improved cooling system developed for 1996 models. This system features a controlled by-pass thermostat that enhances overall system performance. It improves bank-to-bank coolant flow balance, expedites warm-up and overall heater performance, and channels air

flow through the radiator once the engine is warm, thereby improving cooling. This also improves the water pump bearing life. Radiator nipples, hoses and clamps have been sized to meet maximum sealing and long life objectives.

Linear EGR valve - The linear exhaust gas recirculation (EGR) valve is another GM-pioneered production design that provides accurate EGR control for improved fuel economy and emissions. The computerized engine control module precisely positions the valve for exact introduction of EGR throughout the entire engine operating range.

Fuel economy estimates - The 7400 L29 is expected to better the fuel economy of its L19 predecessor, from five to 10 percent, depending on load and driver habits.

PICKUP TRAILERING

Maximum gross trailer weight is calculated assuming the driver and one passenger are in the tow vehicle and it has all required trailering equipment. The weight of additional optional equipment, passengers and cargo in the tow vehicle must be subtracted from the maximum trailer weight.

C/K Pickups with rear step bumper and hitchball OR weight distributing hitch platform without equalizer bars & snap-up brackets are limited to 5000 lbs MAX trailer weight with a 500 lb tongue load. Properly equipped vehicles may exceed this rating as indicated in the following chart.

C/K MODELS (GAS-POWERED) - BALL HITCH TRAILERING

ENGINE TRANSMISSION	Vortec 4300 V6 Automatic (Manual) ¹			Vortec 5000 V8 Automatic (Manual) ¹			Vortec 5700 V8 Automatic or Manual			Vortec 7400 V8 Automatic or Manual		
	MAX Trailer Weight (lbs.)	MAX Tongue Load (lbs.)	Required Axle Ratio	MAX Trailer Weight (lbs.)	MAX Tongue Load (lbs.)	Required Axle Ratio	MAX Trailer Weight (lbs.)	MAX Tongue Load (lbs.)	Required Axle Ratio	MAX Trailer Weight (lbs.)	MAX Tongue Load (lbs.)	Required Axle Ratio
C1500 (2WD) Reg.-Cab/Ext.-Cab	4000(2000) 5000(2500)	500(200) 500(600)	3.08 3.42	4500(2000) 5500(3000) 6500	550(200) 700(300) 800	3.08 3.42 3.73	5000 6000 7000	600 750 850	3.08 3.42 3.73			
K1500 (4x4) Reg.-Cab/Ext.-Cab	5000(2500)	600(250)	3.73	5000(2500) 6000(3500)	600(250) 750(350)	3.42 3.73	5500 6500	700 800	3.42 3.73			
C2500 (2WD) Reg.-Cab/Ext.-Cab				5500(3000) 6500(4000)	700(300) 800(400)	3.42 3.73	6000 7000 8000	750 850 950	3.42 3.73 4.10	9000 10000	1000 1000	3.73 4.10
K2500 (4x4) Reg.-Cab/Ext.-Cab							6000 7500	750 900	3.73 4.10	8500 10000	1000 1000	3.73 4.10
C3500 (2WD) Reg.-Cab/Ext.-Cab							7500 9000	900 1000	4.10 4.56	10000 10000	1000 1000	4.10 4.56
K3500 (4x4) Reg.-Cab/Ext.-Cab							7000	850	4.10	10000	1000	4.10
C3500 (2WD) Crew-Cab							7000 8500	850 1000	4.10 4.56	10000 10000	1000 1000	4.10 4.56
K3500 (4x4) Crew-Cab							6500 8000	800 950	4.10 4.56	10000	1000	4.10
C3500HD (2WD) Chassis-Cab										10000 10000	1000 1000	4.56 5.13

1. Trailer ratings are reduced on Vortec 4300 V6 and Vortec 5000 V8 gasoline engines with a manual transmission as indicated in parenthesis ().

NOTE: Any C/K Pickup can tow a 2000 lb trailer without special equipment. All C/K's towing a trailer rated over 2000 lbs require optional special equipment. Above 2000 lb trailer rating, engine oil cooler (KC4) is required on models with gas engine and 3.08 or 3.42 axle ratio. Engine oil cooler is standard on all other models. Transmission oil cooler is standard on models with an automatic transmission. Additional air-to-oil cooler (KNP) is standard on models 8600 lb GVWR (or more), models with HD transmission (MT1), or with Z82 heavy duty trailering package (with Vortec 5700 V8 and 3.42 or 3.73 axle ratio only). KNP is available on other models. An 8-wire trailer wiring harness is standard on all models. A weight distributing hitch platform, sway control and equalizer bars with snap-up brackets are required when trailer weight exceeds 5000 lbs with a 500 lb tongue load. Heavy duty shock absorbers (F51) or gas-charged Bilstein shock absorbers (FG5) are required on C1500 models; off-road chassis package (Z71) or heavy duty shock absorbers (F51) are required on K1500 models for trailer weights above 5000 lbs with a 500 lb tongue load. Z82 heavy duty trailering package includes weight distributing hitch platform and where required: engine oil cooler (KC4), transmission oil cooler (KNP), and heavy duty shock absorbers (F51).

C/K MODELS (GAS-POWERED) - FIFTH WHEEL / GOOSENECK TRAILERING

ENGINE TRANSMISSION	Vortec 5000 V8 Automatic ¹			Vortec 5700 V8 Automatic or Manual ¹			Vortec 7400 V8 Automatic or Manual		
	MAX Trailer Weight (lbs.)	MAX Kingpin Load (lbs.)	Required Axle Ratio	MAX Trailer Weight (lbs.)	MAX Kingpin Load (lbs.)	Required Axle Ratio	MAX Trailer Weight (lbs.)	MAX Kingpin Load (lbs.)	Required Axle Ratio
C1500 (2WD) Reg.-Cab/Ext.-Cab	5500 6500	1200 1000	3.42 3.73	6000 7000	1200 1200	3.42 3.73			
K1500 (4x4) Reg.-Cab/Ext.-Cab	5000 6000	1000 1000	3.42 3.73	5500 6500	1000 1000	3.42 3.73			
C2500 (2WD) 7200gvwr Reg.-Cab/Ext.-Cab	5500 6500	2000 2000	3.42 3.73	6000 7000	2000 2000	3.42 3.73			
with C6P 8600gvwr Reg.-Cab/Ext.-Cab				6500 8000	3000 3000	3.73 4.10	9000 11000	2500 2500	3.73 4.10
K2500 (4x4) Reg.-Cab/Ext.-Cab				6000 7500	2500 2500	3.73 4.10	8500 10500	2000 2000	3.73 4.10
C3500 (2WD) Reg.-cab/Ext.-Cab				7500 9000	3000 3000	4.10 4.56	10500 12500	3000 3000	4.10 4.56
K3500 (4x4) Reg.-Cab/Ext.-Cab				7000	3000	4.10	10000 12000	3000 3000	4.10 4.56
C3500 (2WD) Crew-Cab				7000 8500	3000 3000	4.10 4.56	10500 12500	3000 3000	4.10 4.56
K3500 (4x4) Crew-Cab				6500 8000	3000 3000	4.10 4.56	10000 12000	3000 3000	4.10 4.56
C3500HD (2WD) Chassis-Cab							12000 12000	4000 4000	4.63 5.13

1. C/K1500 models are rated for fifth-wheel trailering with automatic transmissions only. Kingpin weight cannot exceed available payload. To determine payload capacity, subtract vehicle weight plus passengers and cargo from GVWR. C/K1500 pickup model ratings may be limited by insufficient payload for kingpin weight.

NOTE: Engine oil cooler (KC4) is required on models with gas engine and 3.42 axle ratio. Engine oil cooler is standard on all other models. Transmission oil cooler is standard on models with an automatic transmission. Additional air-to-oil cooler (KNP) is standard on models 8600 lb GVWR (or more), models with HD transmission (MT1), or with Z82 heavy duty trailering package (with Vortec 5700 V8 and 3.42 or 3.73 axle ratio only). KNP is available on other models. An 8-wire trailer wiring harness is standard on all models.

PICKUP TRAILERING (continued)

Maximum gross trailer weight is calculated assuming the driver and one passenger are in the tow vehicle and it has all required trailering equipment. The weight of additional optional equipment, passengers and cargo in the tow vehicle must be subtracted from the maximum trailer weight. C/K Pickups with rear step bumper and hitchball OR weight distributing hitch platform without equalizer bars & snap-up brackets are limited to **5000 lbs** MAX trailer weight with a **500 lb** tongue load. Properly equipped vehicles may exceed this rating as indicated in the following chart.

C/K MODELS (DIESEL-POWERED) - TRAILERING	BALL-HITCH			FIFTH-WHEEL		
	6.5L Turbo-Diesel V8 Automatic or Manual			6.5L Turbo-Diesel V8 Automatic or Manual		
	MAX Trailer Weight (lbs.)	MAX Tongue Load (lbs.)	Required Axle Ratio	MAX Trailer Weight (lbs.)	MAX Kingpin Load (lbs.)	Required Axle Ratio
ENGINE						
TRANSMISSION						
MODEL						
C1500 (2WD) Reg.-Cab/Ext.-Cab	not available			not available		
K1500 (4x4) Reg.-Cab/Ext.-Cab	6000	750	3.42	not recommended		
C2500 (2WD) 7200gvwr Reg.-Cab/Ext.-Cab	7000	850	3.73			
C2500 (2WD) 7200gvwr Reg.-Cab/Ext.-Cab	6500	800	3.42	6500	1600	3.42
Reg.-Cab/Ext.-Cab	7500	900	3.73	7500	1600	3.73
with C6P 8600gvwr Reg.-Cab/Ext.-Cab	7500	900	3.73	7000	2500	3.73
Reg.-Cab/Ext.-Cab	8500	1000	4.10	8500	2500	4.10
K2500 (4x4) Reg.-Cab/Ext.-Cab	6500	800	3.73	6500	2000	3.73
Reg.-Cab/Ext.-Cab	8000	950	4.10	8000	2000	4.10
C3500 (2WD) Reg.-Cab/Ext.-Cab	8000	950	4.10	8000	3000	4.10
K3500 (4x4) Reg.-Cab/Ext.-Cab	7500	900	4.10	7500	3000	4.10
Reg.-Cab/Ext.-Cab	8000	950	4.10	8000	3000	4.10
C3500 (2WD) Crew-Cab	7500	900	4.10	7500	3000	4.10
K3500 (4x4) Crew-Cab	8000	950	4.10	8000	3000	4.10
C3500HD (2WD) Chassis-Cab	9000	1000	4.63	9000	4000	4.63
Chassis-Cab	10000	1000	5.13	10000	4000	5.13

NOTE: Any C/K Pickup can tow a 2000 lb trailer without special equipment. All C/K's towing a trailer rated over 2000 lbs require optional special equipment. Engine oil cooler is standard on models with a diesel engine. Transmission oil cooler is standard on models with an automatic transmission. Additional air-to-oil cooler (KNP) is standard on diesel models. An 8-wire trailer wiring harness is standard on all models. A weight distributing hitch platform, sway control and equalizer bars with snap-up brackets are required when trailer weight exceeds 5000 lbs with a 500 lb tongue load. Off-road chassis package (Z71) or heavy duty shock absorbers (F51) are required on K1500 models for trailerweights above 5000 lbs with a 500 lb tongue load. Z82 heavy duty trailering package includes weight distributing hitch platform and heavy duty shock absorbers (F51) where required.

ADDITIONAL NOTES ON FIFTH WHEEL TRAILERING: Kingpin weight cannot exceed available payload. To determine payload capacity, subtract vehicle weight plus passengers and cargo from GVWR.

Maximum gross trailer weight is calculated assuming the driver and one passenger are in the tow vehicle and it has all required trailering equipment. The weight of additional optional equipment, passengers and cargo in the tow vehicle must be subtracted from the maximum trailer weight. S/T Pickups with rear step bumper and hitchball OR weight distributing hitch platform without equalizer bars & snap-up brackets are limited to **3500 lbs** MAX trailer weight with a **350 lb** tongue load. Properly equipped vehicles may exceed this rating as indicated in the following chart.

S/T MODELS - TRAILERING

S/T MODELS - TRAILERING	Vortec 2200 L4 Automatic or Manual			Vortec 4300 V6 Automatic (Manual) ¹		
	MAX Trailer Weight (lbs.)	MAX Tongue Load (lbs.)	Required Axle Ratio	MAX Trailer Weight (lbs.)	MAX Tongue Load (lbs.)	Required Axle Ratio
	ENGINE					
TRANSMISSION						
MODEL						
S10 (2WD) Reg.-Cab/Ext.-Cab	2000	200	3.73	4500(3500)	550(450)	3.08
	2000	200	4.10	5500	650	3.42
T10 (4x4) Reg.-Cab/Ext.-Cab	not available			4500(3500)	550(450)	3.08
				5500(4000)	650(500)	3.42
				5500(4500)	650(550)	3.73

1. Trailer ratings are reduced on models with a Vortec 4300 V6 engine and manual transmission as indicated in parenthesis (). Some models may exceed the minimum GVW Rating when loaded with driver, passenger, and MAX Tongue Load.

NOTE: Any S/T Pickup can tow a 2000 lb trailer without special equipment. Above 2000 lb trailer rating, an increased GVWR (Z85) is required on 2wd models. Engine oil cooler and transmission oil coolers are standard on models with a Vortec 4300 V6 engine. A weight distributing hitch platform, sway control and equalizer bars with snap-up brackets are required when trailer weight exceeds 3500 lbs with a 350 lb tongue load. A trailering package or trailer wiring harness is not available from the factory.

ADDITIONAL NOTES ON FIFTH WHEEL TRAILERING: Fifth-wheel trailering requires Vortec 4300 V6 and increased GVWR package. Kingpin weight should not exceed available payload capacity.

GCWR SELECTOR FOR TRAILERING APPLICATIONS

You can use the GCWR (Gross Combination Weight Rating) Selector below to determine the engine and rear axle ratio required to tow a specific trailer with your new Chevy Truck. The chart shows the maximum allowable GCWR based on all the available truck engines and rear axle ratios with automatic or manual transmissions. The GCWR includes the total loaded weight of both the truck and the trailer. Any available engine may be used for trailering if the GCWR shown is not exceeded.

To attain GCWR, vehicle must have all required trailering equipment. Equalizer bars and snap-up brackets required for trailer weights above: 5000 lbs (C/K), 4000 lbs (G-van), 3500 lbs (S/T), and 2000 lbs (M/L & U-vans).

Automatic Transmission

GCWR (lbs.)	6000	6500	8500	9000	9500	10000	10500	11000	11500	12000	12500	13000	13500	14500	15000	16000	17000	19000
Engine ¹	Rear Axle Ratio																	
Vortec 2200 L4	4.10																	
3400 V6 ²	3.29																	
Vortec 4300 V6 ³		3.08	3.23	3.42	3.73	4.10	4.56											
Vortec 5000 V8			3.08		3.42		3.73											
Vortec 5700 V8				3.08		3.42		3.73		4.10		4.56						
6.5L Turbo-Diesel V8						3.08		3.42		3.73		4.10		4.56	4.63	5.13		
Vortec 7400 V8											3.42		3.73			4.10	4.56	4.63
																	4.10	4.56
																		4.63
																		5.13

1. Chevy trucks with GVWR's at or above 8600 lbs have HD (Heavy Duty Emissions) engines (except 7400 V8). Model and driveline combinations must be verified by your local Chevrolet dealer for correct emissions equipment.
2. Front axle ratio for Venture Minivan.
3. GCWR reduced 500 lbs for ALL S/T models & reduced 1000 lbs for S/T models with ZR2 Suspension Package. Maximum GCWR for S/T models is 9500 lbs.

Manual Transmission

GCWR (lbs.)	5000	5500	6500	7000	7500	8000	9000	10000	11000	12000	13000	13500	14500	15000	16000	17000	19000	
Engine ¹	Rear Axle Ratio																	
Vortec 2200 L4	3.73	4.10																
Vortec 4300 V6 ⁴			3.08	3.42	3.73	4.10	4.56											
Vortec 5000 V8			3.08		3.42	3.73												
Vortec 5700 V8							3.08	3.42	3.73		4.10		4.56					
6.5L Turbo-Diesel V8								3.08	3.42	3.73		4.10		4.56	4.63	5.13		
Vortec 7400 V8											3.42		3.73			4.10	4.56	4.63
																	4.10	4.56
																		4.63
																		5.13

4. GCWR increased by 1000 lbs on ALL S/T models.

TRAILERING ELECTRICAL INFORMATION

TRAILER HARNESS RELEASE

Model	Standard	Optional
Tracker	N/A	N/A
S/T Pickup	N/A	N/A
Blazer	6-wire	8-wire (UY7, comes with Z82)
C/K models	8-wire	N/A
Venture Van	N/A	5-wire (comes with V92)
Astro Van	6-wire	8-wire (UY7, comes with Z82)
G Vans*	N/A	8-wire (UY7, comes with Z82)

* Does not include G3500 RV Cutaway Van.

TRAILER HARNESS WIRE COLORS

Blue	electric trailer brakes or auxiliary wiring
Red or Orange*	battery charging
Lt. Green	backup lamps
Brown	tail and running lamps
Yellow	left turn signal, stop, hazard lamps
Dk. Green	right turn signal, stop, hazard lamps
White (thin 20 g.)	center mounted stop lamp
White (thick 10 g.)	ground

* To provide battery charging to the trailer, place ring terminal on red (or orange) wire over terminal "B" junction block stud.

VEHICLE TO TRAILER ELECTRICAL SYSTEM SETUP

Junction Block Location: C/K & G--Underhood electrical center stud, left rear corner behind washer bottle. BLAZER--Electrical center near left front fender.

ASTRO--Front of dash, left side under steering column.

Brake Pedal Switch Splice Location: ALL--Under dash at brake pedal switch (white wire).

Interior Ground Location: ASTRO--Under left side trim panel. Use self tapping screw & ring terminal to plenum side panel. ALL OTHERS--No interior ground, use engine block or negative battery terminal.

Forward Trailer Harness Location: ASTRO--ORG & BLU, strapped together under dash. BLAZER--RED & BLU, strapped together in engine compartment near electrical center. C/K & G--ORG (C/K) or RED (G) & BLU, strapped together in engine compartment near brake booster.

Rear Trailer Harness Location: C/K PU--ORG, BLU, WHT (cmsl), taped left frame rail; Other 5, in front of center rear bumper. C/K UTL--inside lower left quarter panel, cut straps & route over frame rail. M/L & G--inside vehicle, right rear corner above jack. BLAZER--inside left frame rail.

STANDARD EQUIPMENT SUMMARY

		X81	CHEYENNE	SILVERADO
CHASSIS				
BATTERY:	HEAVY-DUTY 600 CCA	S	S	S
BRAKES:	4-WHEEL ANTI-LOCK POWER FRONT DISC/REAR DRUM	S	S	S
ENGINE:	VORTEC 4300 V6 SFI (W/O C/K10953)	S	S	S
	VORTEC 5000 V8 SFI (WITH C/K10953)	--	S	S
FUEL CAPACITY:	25 GALLON W/SHORT BOX MODELS	S	S	S
	34 GALLON W/LONG BOX MODELS	S	S	S
GENERATOR:	100 AMP	S	S	S
STEERING:	SPEED SENSITIVE, POWER (EVO)	S	S	S
SUSPENSION FRT:	2WD-INDEPENDENT COIL	S	S	S
	4WD-INDEPENDENT TORSION BAR	S	S	S
SUSPENSION RR:	MULTI-LEAF SPRINGS	S	S	S
TRANSMISSION:	5-SPEED MANUAL, W/OVERDRIVE	S	S	S
INTERIOR				
AIR BAGS:	DRIVER AND FRONT PASSENGER W/PASSENGER SIDE SUPPRESSION SWITCH	S	S	S
AIR CONDITIONING:	FRONT	--	--	S
ASSIST HANDLES:	PASSENGER	--	S	S
CONVENIENCE GP:	POWER WINDOWS, LOCKS, TILT WHEEL AND CRUISE CONTROL	--	--	S
CUPHOLDERS:	DUAL IN DASH	S	S	S
FLOOR COVERING:	FULL BLACK RUBBER	S	--	--
	COLOR-KEYED CARPET W/RUBBER FLOOR MATS	--	--	S
	COLOR-KEYED RUBBER	--	S	--
GAUGES:	TRIP ODOMETER, OIL PRESSURE, VOLTMETER, TACHOMETER & TEMPERATURE	S	S	S
GLASS:	SOLAR RAY TINTED, ALL WINDOWS	S	S	S
HEADLINER:	MEDIUM NEUTRAL CLOTH	S	--	--
	FULL COLOR-KEYED CLOTH	--	S	S
LIGHTING:	DOME W/LH & RH DOOR SWITCH W/DELAYED ENTRY FEATURE, READING, ASHTRAY, GLOVE-BOX, UNDERHOOD AND CARGO LAMPS	S	S	S
POWER POINTS:	DUAL COVERED	S	S	S
RADIO:	AM/FM STEREO W/SEEK-SCAN AND CLOCK	S	S	--
	AM/FM STEREO W/SEEK-SCAN, CLOCK AND CASSETTE TAPE	--	--	S
SCOTCHGARD:	ALL CLOTH AND CARPET SURFACES	S	S	S
SEATS:	CLOTH BENCH SEAT (N/A EXTENDED CAB)	--	--	S
	VINYL BENCH SEAT (N/A EXTENDED CAB)	S	S	--
	CLOTH 60/40 SPLIT BENCH (EXTENDED CAB)	--	--	S
	VINYL 60/40 SPLIT BENCH (EXTENDED CAB)	--	S	--
SECURITY:	Passlock®, THEFT DETERRENT SYSTEM	S	S	S
STEERING WHEEL:	SIMULATED LEATHER	S	S	--
	LEATHER WRAPPED	--	--	S
STORAGE TRAY:	FULL WIDTH BEHIND SEAT	--	--	S
SUNSHADES:	CLOTH COVERED W/LH STORAGE STRAP AND RH MIRROR	S	S	S
WARNING TONE:	KEY-IN-IGNITION BUZZER	S	S	S

C/K 1500 PICKUP

STANDARD EQUIPMENT SUMMARY

		X81	CHEYENNE SILVERADO	
<u>EXTERIOR</u>				
AIR DAM:	DARK ARGENT	S	S	S
BUMPER FRONT:	CHROME	S	S	--
	CHROME W/BLACK RUB STRIP	--	--	S
BUMPER REAR:	PAINTED REAR BUMPER	S	S	--
	CHROME W/STEP PAD	--	--	S
GRILLE:	MOLDED, PAINTED ARGENT	S	S	--
	CHROME DELUXE	--	--	S
HEADLAMPS:	SINGLE RECTANGULAR HALOGEN	S	S	--
	DUAL COMPOSITE - HALOGEN	--	--	S
LIGHTS:	DAYTIME RUNNING	S	S	S
MIRRORS:	BREAK-A-WAY OSRV, BLACK	S	S	--
	ELECTRIC, REMOTE CONTROL, BLACK	--	--	S
MOLDINGS:	BODY SIDE WITH BRIGHT TRIM AND			
	BRIGHT WHEEL OPENING TRIM	--	--	S
NAMEPLATES:	BADGE NAME/DECAL ON TAILGATE	S	S	S
	CHEYENNE BADGE ON B-PILLAR	S	S	--
	SILVERADO BADGE ON B-PILLAR	--	--	S
	W/T DECAL ON TAILGATE	S	--	--
SPARE TIRE:	FULL SIZE TIRE & WHEEL, W/WINCH TYPE CARRIER			
	MOUNTED UNDER REAR FRAME	S	S	S
TAILGATE:	REMOVABLE	S	S	S
TOW HOOKS:	TWO FRONT ON 4X4 MODELS	S	S	S
WHEELS:	SILVER PAINTED W/BLACK CENTER CAP	S	S	--
	RALLY WHEEL TRIM	--	--	S
WINDOW:	REAR QUARTER SWING-OUT (EXT CAB ONLY)	S	S	S
WIPERS:	INTERMITTENT WINDSHIELD W/PULSE WASHERS	S	S	S
WIRE HARNESS:	8 LEAD TRAILERING	S	S	S

MODEL AND BODY

<u>2-WHEEL-DRIVE MODELS</u>					<u>4-WHEEL-DRIVE MODELS</u>				
Description	Model No	Body	Wheel Base		Description	Model No	Body	Wheel Base	
*17555.00	Sportside	CC10703	E62	117.5	*20555.00	Sportside	CK10703	E62	117.5
*16980.00	Fleetside	CC10703	E63	117.5	*19980.00	Fleetside	CK10703	E63	117.5
*15555.00	Fleetside	CC10703	E63 & X81	117.5	*19255.00	Fleetside	CK10703	E63 & X81	117.5
*17280.00	Fleetside	CC10903	E63	131.5	*20280.00	Fleetside	CK10903	E63	131.5
*15875.00	Fleetside	CC10903	E63 & X81	131.5	*19575.00	Fleetside	CK10903	E63 & X81	131.5
	Sportside					Sportside			
*23724.00	Ext Cab	CC10753	E62	141.5	*26724.00	Ext Cab	CK10753	E62	141.5
	Fleetside					Fleetside			
*18980.00	Ext Cab	CC10753	E63	141.5	*21980.00	Ext Cab	CK10753	E63	141.5
	Fleetside					Fleetside			
*19775.00	Ext Cab	CC10953	E63	155.5	*22775.00	Ext Cab	CK10953	E63	155.5

*Includes Destination & Handling

*** GVWR SELECTOR (MUST SPECIFY) GVW Option**

GVW Option	GVW	GAWR		Minimum Equipment Required for GVW Rating
Required	Rating #lb	Front	Rear	
C10703-C10903				
C5M	6100	3200	3686	X81 Reqs L35 Eng
K10703-K10903				
C5M	6100	3600	3750	X81 Reqs L35 Eng
C10753-C10953				
Q4B	6200	3500	3686	None
K10753-K10953				
Q4B	6200	3600	3750	None
C5S	6600	3600	3750	Reqs F44 (N/A L56 Eng w/K10953)
C5U	6800	3600	3750	Reqs L56 Eng (N/A K10753)

* GAWR's shown are the minimum for each axle with equipmenjt listed. Other GAWR'S are available and are determined as the minimum capacity if either axle, springs or tires.

C/K 1500 PICKUP

POWER TEAMS: (MUST SPECIFY) Engine, Transmission and Rear Axle

(Consult GVWR Selector for Minimum Equipment Required)

MODEL & ENGINE	TRANSMISSIONS			AXLES			GVWR lb.
	5-Speed Manual Light Duty	4-Speed Automatic Light Duty Heavy Duty		3.08	3.42	3.73	
CC10703							
L35 Vortec 4300 V6 SFI	MG5	M30		GU4	GU6		6100
L30 Vortec 5000 V8 SFI	MG5			(a)GU4	(a)GU6		6100
		M30			GU6	GT4	6100
L31 Vortec 5700 V8 SFI		M50		GU4	GU6		6100
		M30		GU4	GU6	GT4	6100
CK10703							
L35 Vortec 4300 V6 SFI	MG5	M30				GT4	6100
L30 Vortec 5000 V8 SFI	MG5			(a)GU6	(a)GT4		6100
		M30			GU6	GT4	6100
L31 Vortec 5700 V8 SFI		M50	M30		GU6	GT4	6100
CC10903							
L35 Vortec 4300 V6 SFI	MG5	M30		GU4	GU6		6100
L30 Vortec 5000 V8 SFI	MG5			(a)GU4	(a)GU6		6100
		M30			GU6	GT4	6100
L31 Vortec 5700 V8 SFI		M50		GU4	GU6		6100
		M30		GU4	GU6	GT4	6100
CK10903							
L35 Vortec 4300 V6 SFI	MG5	M30				GT4	6100
L30 Vortec 5000 V8 SFI	MG5			(a)GU6	(a)GT4		6100
		M30			GU6	GT4	6100
L31 Vortec 5700 V8 SFI		M50	M30		GU6	GT4	6100
CC10753							
L35 Vortec 4300 V6 SFI	MG5	M30			GU6		6200
L30 Vortec 5000 V8 SFI	MG5			(a)GU4	(a)GU6		6200
		M30			GU6	GT4	6200
L31 Vortec 5700 V8 SFI		M50		GU4	GU6		6200
		M30		GU4	GU6	GT4	6200
CK10753							
L35 Vortec 4300 V6 SFI	MG5	M30				(a)GT4	6200/6600
L30 Vortec 5000 V8 SFI	MG5			(a)GU6	(a)GT4		6200/6600
		M30			GU6	GT4	6200/6600
L31 Vortec 5700 V8 SFI		M50	M30		GU6	GT4	6200/6600
L56 Turbo Diesel V8			MT1		(a)GU6	(a)GT4	6600
CC10953							
L30 Vortec 5000 V8 SFI	MG5			(a)GU4	(a)GU6		6200
		M30			GU6	GT4	6200
L31 Vortec 5700 V8 SFI		M50		GU4	GU6		6200
		M30		GU4	GU6	GT4	6200
CK10953							
L30 Vortec 5000 V8 SFI	MG5			(a)GU6	(a)GT4		6200/6600
		M30			GU6	GT4	6200/6600
L31 Vortec 5700 V8 SFI		M50			GU6	GT4	6200
		M50			(a)GU6	GT4	6600
		M30			GU6	GT4	6200/6600
L56 Turbo Diesel V8			MT1		(a)GU6	(a)GT4	6800

(a) N/A YF5 California Emissions

CAPACITIES

	SPRINGS	AXLES
C10703-C10903		
FRONT	3200	3262
REAR	3750	3750
K10703-K10903		
FRONT	3600	3925
REAR	3750	3750
C10753-C10953		
FRONT (Base)	3500	3600
FRONT	3600	
REAR	3750	3750
K10753-K10953		
FRONT	3600	3925
REAR	3750	3750

TIRES: (MUST SPECIFY) Front and Rear (Spare Tire [Matches Rear Tire] is Included)

Description	All Season		All Terrain		On-Off Road	
	Front	Rear	Front	Rear	Front	Rear
C10703-C10903-C10753-C10953						
TUBELESS Steel Belted Radial						
P235/75R15 BW	XFL	YFL				
(a) P235/75R15 W/L	XFN	YFN				
K10703-K10903-K10753-K10953						
TUBELESS Steel Belted Radial						
P245/75R16 BW			XGA	YGA		
P245/75R16 WOL			XGB	YGB		
LT245/75R16-C BW					XBN	YBN
LT245/75R16-C WOL					XBX	YBX
(b) P265/75R16 BW					XGC	YGC
(b) P265/75R16 WOL					XGD	YGD

(a) N/A X81 Work Truck

(b) Req. PF4 Wheels. Without L31 Eng., requires GT4 Axle. N/A X81 Work Truck

BW=Blackwall

W/L=White Lettered

WOL=White Outlined Lettered

C/K 1500 PICKUP

MUST SPECIFY PEG

No Deletions Allowed. Additional Options/Upgrades (where Indicated)

May Be Ordered from the Additional Option Listing.

		1SW	1SA	1SB	1SC
WORK TRUCK DECOR	X81	X	--	--	--
Fleetside Body Code (a)	E63	X	X	X	X
CHEYENNE DECOR (b)		X	X	--	--
SILVERADO DECOR		--	--	X	--
Ext Cab w/E62					
Ext Cab w/E63 & Reg Cab					
SILVERADO DECOR (Requires Leather Trim)					X
Ext Cab w/E62					
Reg Cab					
Ext Cab w/E63					
Keyless Entry	AU0	--	--	--	X
Mirror, Electrochromic ISRV w/8 Point Compass	DD7	--	--	--	X
Seat, Power (c)	AG9	--	--	--	X
Trim, Leather (d)	AE7	--	--	--	X

(a) May Substitute E62 Sportside on Regular Cab Cheyenne or w/Silverado Decor w/o X81 Work Truck

(b) N/A w/E62 on Extended Cab Models

(c) Extended Cab only

(d) Must Specify Trim Color. May Upgrade to A95 Seat on Extended Cab

Preferred Equipment Savings

1SW PEG Savings

**(\$500.00) w/MG5

1SA PEG Savings

**(\$1200.00) w/MG5 or M50 & R9A & R9B

**(\$1000.00) w/MG5 or M50 & R9A

**(\$700.00) w/MG5 or M50 & R9B

**(\$700.00) w/M30 or MT1 & R9A & R9B

**(\$500.00) w/MG5 or M50

**(\$500.00) w/M30 or MT1 & R9A

**(\$200.00) w/M30 or MT1 & R9B

1SB/1SC PEG Savings

Ext Cab w/E63 & Reg Cab

**(\$1250.00) w/MG5 or M50

**(\$750.00) w/M30 or MT1

** PEG Savings Amount represents the savings for Preferred Equipment Groups

REGULAR CAB AND EXTENDED CAB MARKETING PACKAGES

COMFORT & CONVENIENCE PACKAGE: ORDERING OPTION R9A

Reqs PEG 1SA

Includes:	C60	Air Conditioning
	ZQ3	Tilt and Cruise
	UM6	Radio w/Cassette

BRIGHT APPEARANCE PACKAGE: ORDERING OPTION R9B

Reqs PEG 1SA

Includes:	B85	Body Side Molding
	V22	Appearance Package
	VB3	Chrome Rear Step Bumper
	VG3	Chrome Front Bumper w/Rub Strip
	P06	Rally Wheels (Upgrade Allowed)

C/K 1500 PICKUP

X81 WORK TRUCK OPTION AVAILABILITY ADDITIONAL OPTIONS

OPTION

ACKNOWLEDGMENTS:

- R8S Multiple Order Numbers
- R8T Preliminary Invoice (Refer Vehicle Price Schedule for Prices)

K47 **AIR CLEANER:** High Capacity

AIR CONDITIONING: (MUST SPECIFY)

- YG6 Air Conditioning Not Desired
- C60 Front Air Conditioning

AXLES, REAR: (MUST SPECIFY)

- GU4 3.08 Ratio
- GU6 3.42 Ratio
- GT4 3.73 Ratio
- G80 Locking Differential (N/A GU4 Axle)

BZY **BEDLINER:** Under Rail

E63 **BODY CODE:** 8 Ft. Fleetside

EF1 **BUMPER DELETE PROVISION, REAR:** (N/A Z82 TRAILERING)

V10 **COLD CLIMATE PACKAGE:** (Includes Engine Block Heater)

ZQ3 **CONVENIENCE GROUP:** Tilt Wheel and Speed Control

KC4 **COOLING SYSTEM:** Engine Oil (N/A GT4 Axle)(Engine Oil Cooler comparable to KC4 is standard w/GT4 Axle)
w/Z82
w/o Z82

EMISSIONS: (MUST SPECIFY) (Refer Emission Requirements Tab Section)

- FE9 Federal Emission Requirements
- YF5 California Emission Requirements
- NG1 New York, Massachusetts or Connecticut Emissions Requirements
- NB8 CA, NY, MA or CT Emission Override (Reqs FE9 Federal Emissions)
- NC7 Federal Emissions Override (Reqs YF5 or NG1)

ENGINE: (Refer Power Teams Chart)

L35 Vortec 4300 V6 SFI

GVWR: (MUST SPECIFY) (Refer GVWR Selector Chart for Availability)

C5M 6100 lb.

VK3 **LICENSE PLATE BRACKET:** Front

ZY1 **PAINT, EXTERIOR:** (Solid) (Refer Color/Trim Charts for Availability)

RADIO EQUIPMENT:

- UM6 Electronically Tuned AM/FM Stereo Radio w/Seek-Scan, Digital Clock and Cassette Tape
- UL5 Radio Delete

A52 **SEAT:** Bench

SHOCK ABSORBERS:

- FG5 Front and Rear, Gas, 46mm, Bilstein (N/A K1500)
- F51 Front and Rear, Heavy Duty (Included w/VYU Snow Plow Pkg)
w/VYU or Z82
w/o VYU or Z82

X81 WORK TRUCK OPTION AVAILABILITY

ADDITIONAL OPTIONS

OPTION

- NZZ **SKID PLATE PACKAGE:** (K1500 only) (Includes Fuel Tank Shield and Front Differential and Transfer Case Shields)
- VYU **SNOW PLOW PREP PACKAGE:** (Includes F60 Front Springs and F51 Shock Absorbers) (K1500 Only)
- F60 **SPRINGS:** Front, Heavy-Duty (K10903 only) (Included w/VYU Snow Plow Pkg.)
w/VYU or Z82
w/o VYU or Z82
- TIRES:** (Refer Tire Chart for Availability; Vehicle Price Schedule for Prices)
- V76 **TOW HOOKS:** Two Front (Std K1500)
- Z82 **TRAILERING SPECIAL EQUIPMENT:** Heavy-Duty (Includes Trailer Hitch Platform, F51 Shocks and KC4 Eng. Oil Cooler) (N/A EF1 Bumper Delete, MG5/M50 Transmission or GU4 Axle)
w/GT4 & VYU
w/GT4 w/o VYU
w/o GT4 w/VYU
w/o GT4 & w/o VYU
- TRANSMISSIONS: (MUST SPECIFY)**
- MG5 5-Speed Manual with Overdrive, Light Duty
- M30 4-Speed Electronically Controlled Automatic w/Overdrive
- PO6 **WHEEL TRIM:** Rally
- N83 **WHEELS:** Chrome Wheels (C1500 only)
- A28 **WINDOWS:** Sliding Rear

C/K 1500 PICKUP

CHEYENNE AND SILVERADO DECOR OPTION AVAILABILITY

ADDITIONAL OPTIONS

OPTION

ACKNOWLEDGMENTS:

- R8S Multiple Order Numbers
- R8T Preliminary Invoice(Refer Vehicle Price Schedule for Prices)
- K47 **AIR CLEANER:** High Capacity (N/A Diesel Engine)

AIR CONDITIONING: (MUST SPECIFY)

(One of the Following Options Must be Ordered with PEG 1SA w/o Convenience Pkg. R9A)

- YG6 Air Conditioning Not Desired
- C60 Front Air Conditioning: (Included w/Silverado Decor)
 - w/1SB, 1SC or R9A
 - w/1SA
- V22 **APPEARANCE PACKAGE:** (Includes Chrome Grille, Composite Halogen Headlamps and Dual Note Horn)
 - (Included w/Silverado Decor)
 - w/1SB, 1SC or R9B
 - w/1SA

AXLES, REAR: (MUST SPECIFY)

- GU4 3.08 Ratio
- GU6 3.42 Ratio
- GT4 3.73 Ratio
 - w/L35
 - w/o L35
- G80 Locking Differential (N/A GU4 Axle)
- TP2 **BATTERY:** Auxiliary (Requires L30 or L31 Eng)
- BZY **BEDLINER:** Under Rail (Requires E63 Body)

BODY CODE:

- E62 Sportside Body (C*10753 Requires E24 Door)
- E63 Fleetside Body

BUMPER EQUIPMENT: Vehicles registered in certain states must have a rear bumper to be operated on their roads. Consult your local laws.

- EF1 Bumper, Rear Delete Provisions (N/A Z82 Trailering Pkg)
 - w/1SA
 - w/1SB or 1SC
- VB3 Bumper, Chromed Rear Step (Requires VG3 Bumper) (Included w/Silverado Decor)
 - w/1SB, 1SC or R9B
 - w/1SA
- VG3 Bumper, Chromed Front Deluxe w/Rub Strip (Included w/Silverado Decor)
 - w/1SB, 1SC or R9B
 - w/1SA w/o R9B

CHASSIS EQUIPMENT:

- F44 Heavy-Duty (Requires K1500 Extended and C5S 6600 lb. GVW) (Included w/L56 Eng.)
 - w/Diesel Eng
 - w/o Diesel Eng
- Z71 Off-Road Package (Requires K1500 and XGC,XGD,XBN or XBX Tires) (Includes NZZ Skid Plate)
 - (N/A F51 Shocks) (N/A Cheyenne Decor)
- V10 **COLD CLIMATE PACKAGE:** (Includes Eng. Block Heater) (N/A Diesel Eng.)
- ZQ3 **CONVENIENCE GROUP:** Tilt Wheel and Speed Control (Included w/Silverado Decor)
 - w/1SB, 1SC or R9A
 - w/1SA w/o R9A

CHEYENNE AND SILVERADO DECOR OPTION AVAILABILITY

ADDITIONAL OPTIONS

Option

COOLING SYSTEM: (Engine Oil Cooler comparable to KC4 is standard w/o GU6 Axle)

KC4 Engine Oil (N/A Diesel Engine or GT4 Axle)

w/Z82

w/o Z82

KNP Transmission, Heavy-Duty, Auxiliary (Included w/MT1 Trans.)

(Included w/Z82 Trailering when L31 Eng.w/o GU4 Axle or L56 Engine when Auto Trans.

is specified) (Requires Auto Trans.) (N/A L35 or L30 Eng.) (w/L31 Eng. and M30 Trans.N/A GU4 Axle)

C49 **DEFOGGER:** Rear Window, Electric (N/A A28 Window or C-K10*03) (N/A Cheyenne Decor)E24 **THIRD DOOR:** (Door Lock Latch is Non-Electric) (Requires C*10753, L30 or L31 Eng. and

M30 Trans.) (N/A BG9 Floor Covering, Vinyl Trim or Cheyenne Decor)

Ext Cab w/E62

Ext Cab w/E63

EMISSIONS: (MUST SPECIFY) (Refer Emission Requirements Tab Section)

FE9 Federal Emission Requirements

YF5 California Emission Requirements

NG1 New York, Massachusetts or Connecticut Emissions Requirements

NB8 CA, NY, MA or CT Emission Override (Requires FE9 Federal Emissions)

NC7 Federal Emissions Override (Requires YF5 or NG1)

ENGINE: (MUST SPECIFY) (Refer Power Teams Chart)

L35 Vortec 4300 V6 SFI

L30 Vortec 5000 V8 SFI

w/C/K10953 or C/K10753 w/E62

w/o C/K10953 or C/K10753 w/E62

L31 Vortec 5700 V8 SFI

w/C/K10953 or C/K10753 w/E62

w/o C/K10953 or C/K10753 w/E62

L56 6.5 Liter V8 Turbo Diesel (Includes Heavy-Duty Auxiliary Battery)

w/C/K10953

w/o C/K10953

FLOOR COVERING:

BG9 Full Floor, Rubber, Color-Keyed (Replaces Carpeting and Floor Mats) (Requires Silverado Decor)

w/C/K10953

w/o C/K10953

B30 Carpet, Floor Covering (Requires Cheyenne Decor)

w/Regular Cab

w/Extended Cab

B32 Floor Mats, Front (Included w/Silverado Decor) (Requires B30 Floor Covering)

B33 Floor Mats, Rear (Included w/Silverado Decor) (Requires Extended Cab, B30 Floor Covering and B32 Mats)

(N/A YG4 Seat Delete)

AJ1 **GLASS:** Deep Tinted Solar-Ray (C-K10*03 Requires A28 Sliding Rear Window)

(When C49 Defogger is specified, Rear Window is Light Tint Glass)

Reg Cab

Ext Cab w/C49

Ext Cab w/o C49

C/K 1500 PICKUP

CHEYENNE AND SILVERADO DECOR OPTION AVAILABILITY

ADDITIONAL OPTIONS

Option

GVWR: (Must Specify One)(Refer GVWR Selector Chart for Availability)

C5M 6100 lb.

Q4B 6200 lb.

C5S 6600 lb.

C5U 6800 lb.

AU0 **KEYLESS ENTRY:** Remote (Included w/PEG 1SC) (N/A Cheyenne Decor)

w/1SC

w/o 1SC

VK3 **LICENSE PLATE BRACKET:** Front

AU3 **LOCKS:** Power Door (Included w/Silverado Decor)

MIRRORS:

DF2 Camper Type, Exterior Stainless Steel 7.5"Wx10.5"H.

w/1SB, 1SC

w/1SA

DD7 10" Electrochromic Interior ISRV with 8 Point Compass.(Included w/PEG 1SC) (N/A Cheyenne Decor)

w/1SC

w/1SB

B85 **MOLDING:** Exterior, Bright (Includes Bright Wheel Opening w/E63 Fleetside) (Included w/Silverado Decor)

w/1SB or 1SC or R9B

w/E62 & 1SA w/o R9B

w/E63 & 1SA w/o R9B

PAINT, EXTERIOR: (Refer Color/Trim Charts for Availability)

ZY1 Solid

ZY2 Conventional Two-Tone (N/A Cheyenne Decor)

RADIO EQUIPMENT:

UM6 Electronically Tuned AM/FM Stereo Radio w/Seek-Scan, Digital Clock and Cassette Tape

(Included w/Silverado Decor)

w/1SB or 1SC or R9A

w/1SA w/o R9A

UL0 Electronically Tuned AM/FM Stereo Radio w/Seek-Scan, Digital Clock, Automatic Tone Control, Cassette Tape, Theft Lock and Speed Compensated Volume (Includes Enhanced Performance Speaker System) (Requires Silverado Decor)

UN0 Electronically Tuned AM/FM Stereo Radio w/Seek-Scan, Digital Clock, Automatic Tone Control, Compact Disc Player, Theft Lock and Speed Compensated Volume (Includes Enhanced Performance Speaker System. (Requires Silverado Decor)

UP0 Electronically Tuned AM/FM Stereo Radio w/Seek-Scan, Digital Clock, Automatic Tone Control, Stereo Cassette Tape w/Search and Repeat, Compact Disc Player, Theft Lock and Speed Compensated Volume (Includes Enhanced Performance Speaker System) (Requires Automatic Trans. and Silverado Decor)

UL5 Radio Delete (Requires Cheyenne Decor)

YG4 **SEAT DELETE:** Rear (Requires PEG 1SA) (N/A Regular Cab Model)

AG9 **SEAT, POWER:** Driver only (Included w/PEG 1SC) (N/A Vinyl Trim, A52 Bench Seat or Regular Cab Model)

w/1SC

w/o 1SC

CHEYENNE AND SILVERADO DECOR OPTION AVAILABILITY

ADDITIONAL OPTIONS

OPTION

SEAT TYPE: (Refer Color/Trim Chart for Availability)

- A52 Bench Seat (Includes Storage Armrest and Power Lumbar w/Custom Cloth or Leather Trim)
w/1SA or 1SB w/o Leather
w/1SB w/Leather
- AE7 Bench Seat, 60/40 Reclining Seat (Includes Storage Armrest and Power Lumbar w/Custom Cloth or Leather Trim) (Included w/PEG 1SC)
w/1SC
Extended Cab
w/1SA or 1SB w/o Leather
w/1SB & Leather
Regular Cab
w/1SA or 1SB w/o Leather
w/1SB & Leather
- A95 Bucket Seats, High Back, Reclining (Includes Power Lumbar and Floor Console and an Overhead Console on Extended Cabs)
Extended Cab
w/1SC
w/1SB & Cloth
w/1SB & Leather
Regular Cab
w/1SB & Cloth
- SHOCK ABSORBERS:**
- FG5 Front and Rear, Gas, 46mm Bilstein (N/A K1500 or with Z82 on Extended Cabs)
- F51 Front and Rear, Heavy Duty. N/A Z71 Off-Road Chassis Pkg (Includes w/Z82 Trailering or with Snow Plow Pkg)
w/VYU or Z82
w/o VYU or Z82
- NZZ **SKID PLATE PACKAGE:** (K1500 only) (Includes Fuel Tank Shield and Front Differential and Transfer Case Shields)
w/Z71
w/o Z71
- VYU **SNOW PLOW PREP PACKAGE:** (Includes F60 Front Springs and F51 Shock Absorbers w/o Z71 Chassis Package)(GU6 Axle Requires KC4 Cooler w/o Z82 Trailering Pkg) (K10*03 Only)
w/Z71
w/o Z71
- F60 **SPRINGS:** Front, Heavy-Duty (K1500 only) (N/A Diesel Eng. or Z71 Chassis Pkg.) (Included w/VYU Snow Plow Pkg.)
w/VYU
w/o VYU

C/K 1500 PICKUP

CHEYENNE AND SILVERADO DECOR OPTION AVAILABILITY

ADDITIONAL OPTIONS

OPTION

TIRES: (Refer Tire Chart for Availability; Vehicle Price Schedule for Prices)

V76 **TOW HOOKS:** Two Front (Std K1500)

Z82 **TRAILERING SPECIAL EQUIPMENT:** Heavy-Duty (Includes Trailer Hitch Platform) (w/o Z71 or FG5, Includes F51 Shock Absorbers) (Includes KC4 Eng Oil Cooler w/o GT4 Axle or Diesel Eng.)

(Includes Transmission Oil Cooler)

(C10**3 w/L35 Eng. Requires GU6 Axle) (K10**3 w/Z71 Off Road Pkg. and L30 Eng. Requires

GT4 Axle) (Requires Automatic Transmission) (N/A EF1 Bumper Delete)

with Diesel Engine or GT4 Axle

w/Z71 or VYU

w/o Z71 or VYU

without Diesel Engine or GT4 Axle

w/Z71 or VYU

w/o Z71 or VYU

NP1 **TRANSFER CASE:** Electric Shift Control, 2-Speed (Requires 4-Wheel Drive and Automatic Transmission and either ZQ3 Convenience Pkg. or Silverado Decor)

TRANSMISSIONS: (MUST SPECIFY) (Refer Power Teams Chart for Availability)

MG5 5-Speed Manual with Overdrive, Light Duty

M50 5-Speed Manual with Overdrive, Light Duty

M30 4-Speed Electronically Controlled Automatic w/Overdrive

Ext Cab w/E62

w/o Ext Cab w/E62

MT1 4-Speed Electronically Controlled Automatic w/Overdrive, Heavy-Duty

P06 **WHEEL TRIM:** Rally (Included w/Silverado Decor)

w/1SB,1SC or R9B

w/1SA

WHEELS:

N83 Chrome Wheels (C1500 only)

w/1SB,1SC or R9B

w/1SA w/o R9B

N90 Aluminum (C1500 Only)

w/1SB,1SC or R9B

w/1SA w/o R9B

PF4 Aluminum (K1500 Only)

w/1SB,1SC or R9B

w/1SA w/o R9B

A28 **WINDOWS:** Sliding Rear (N/A C49 Defogger)

ZY1 PAINT
INTERIOR AND EXTERIOR COLOR AVAILABILITY CHART

PLEASE NOTE: Below are the interior trim color and exterior paint combinations recommended by Chevrolet. They are the only available interior and exterior combinations allowed.

TRIM LEVEL	SEAT	INTERIOR COLORS				
(Must Specify Seat Option and Interior Color)	OPT	Neutral	Blue	Gray	Red	
CHEYENNE/X81 Work Truck (BASE DECOR)						
Regular Cab						
Vinyl Bench Seat	A52	52V	26V	13V	79V	
Cloth Bench Seat	A52	52C	26C	13C	79C	
Extended Cab						
Vinyl Reclining Split Bench Seat	AE7	52V	26V	13V	79V	
Cloth Reclining Split Bench Seat	AE7	52C	26C	13C	79C	
SILVERADO DECOR						
Regular Cab						
Vinyl Bench Seat	A52	52V	26V	13V	79V	
Custom Cloth Bench Seat	A52	52D	26D	13D	79D	
+ Custom Leather Bench Seat	A52	522	262	132	792	
Custom Cloth Reclining Split Bench Seat	AE7	52D	26D	13D	79D	
+ Custom Leather Reclining Split Bench Seat	AE7	522	262	132	792	
Custom Cloth Reclining High Back Bucket Seats	A95	52D	26D	13D	79D	
Extended Cab						
Vinyl Reclining Split Bench Seat	AE7	52V	26V	13V	79V	
Custom Cloth Reclining Split Bench Seat	AE7	52D	26D	13D	79D	
+ Custom Leather Reclining Split Bench Seat	AE7	522	262	132	792	
Custom Cloth Reclining High Back Bucket Seats	A95	52D	26D	13D	79D	
+ Custom Leather Reclining High Back Bucket Seats	A95	522	262	132	792	
+ Leather on Seating Surface Only						
EXTERIOR COLORS with ZY1 Paint	Color Code 1	Paint Scheme	Interior & Exterior Combinations shown are the only Combinations Available			
BLACK, ONYX	41U	ZY1	X		X	X
BLUE, INDIGO (Met)	39U	ZY1	X	X	X	
BLUE, MED-GREEN (Met)	35U	ZY1	X		X	
COPPER, DK (Met)	69U	ZY1	X		X	
GREEN EMERALD (Met)	43U	ZY1	X		X	
PEWTER, LT (Met)	11U	ZY1		X	X	X
RED, CARMINE DK, (Met)	51U	ZY1	X		X	X
RED, VICTORY	74U	ZY1	X		X	X
WHITE, SUMMIT	50U	ZY1	X	X	X	X

C/K 1500 PICKUP

**ZY2 PAINT
INTERIOR AND EXTERIOR COLOR AVAILABILITY CHART**

PLEASE NOTE: Below are the interior trim color and exterior paint combinations recommended by Chevrolet. They are the only available interior and exterior combinations allowed.

TRIM LEVEL (Must Specify Seat Option and Interior Color)	SEAT OPT	INTERIOR COLORS			
		Neutral	Blue	Gray	Red
SILVERADO DECOR					
Regular Cab					
Vinyl Bench Seat	A52	52V	26V	13V	79V
Custom Cloth Bench Seat	A52	52D	26D	13D	79D
+ Custom Leather Bench Seat	A52	522	262	132	792
Custom Cloth Reclining Split Bench Seat	AE7	52D	26D	13D	79D
+ Custom Leather Reclining Split Bench Seat	AE7	522	262	132	792
Custom Cloth Reclining High Back Bucket Seats	A95	52D	26D	13D	79D
Extended Cab					
Vinyl Reclining Split Bench Seat	AE7	52V	26V	13V	79V
Custom Cloth Reclining Split Bench Seat	AE7	52D	26D	13D	79D
+ Custom Leather Reclining Split Bench Seat	AE7	522	262	132	792
Custom Cloth Reclining High Back Bucket Seats	A95	52D	26D	13D	79D
+ Custom Leather Reclining High Back Bucket Seats	A95	522	262	132	792

+ Leather on Seating Surface Only

EXTERIOR COLORS	Color Code 1	Color Code 2	Paint Scheme	Interior & Exterior Combinations shown are the only Combinations Available			
BLACK, ONYX\Autumnwood, Lt (Met)	41U	55L	ZY2	X			
BLACK, ONYX\Pewter, Lt (met)	41U	11L	ZY2			X	X
BLUE, INDIGO (Met)\Pewter, Lt (Met)	39U	11L	ZY2		X	X	
BLUE, INDIGO (Met)\Autumnwood, Lt (Met)	39U	55L	ZY2	X	X		
BLUE, MED-GREEN (Met)\Autumnwood, Lt (Met)	35U	55L	ZY2	X			
BLUE, MED-GREEN (Met)\Pewter, Lt (Met)	35U	11L	ZY2	X		X	
COPPER (Met)\Autumnwood, Lt (Met)	69U	55L	ZY2	X			
COPPER (Met)\Pewter, Lt (Met)	69U	11L	ZY2	X		X	
GREEN, EMERALD (Met)\Autumnwood, Lt (Met)	43U	55L	ZY2	X			
GREEN, EMERALD (Met)\Pewter, Lt (Met)	43U	11L	ZY2			X	
PEWTER, LT (Met)\Black, Onyx	11U	41L	ZY2			X	X
PEWTER, LT (Met)\Blue Indigo (Met)	11U	39L	ZY2		X	X	
RED, CARMINE DK, (Met)\Autumnwood, Lt (Met)	51U	55L	ZY2	X			X
RED, CARMINE DK, (Met)\Pewter, Lt (Met)	51U	11L	ZY2			X	X
RED, VICTORY\Autumnwood, Lt (Met)	74U	55L	ZY2	X			X
RED, VICTORY\Black, Onyx	74U	41L	ZY2	X		X	X
RED, VICTORY\Pewter, Lt (Met)	74U	11L	ZY2			X	X
WHITE, SUMMIT\Autumnwood, Lt (Met)	50U	55L	ZY2	X			
WHITE, SUMMIT\Pewter, Lt (Met)	50U	11L	ZY2		X	X	X

STANDARD EQUIPMENT SUMMARY

CHEYENNE SILVERADO

CHASSIS

BATTERY:	HEAVY-DUTY 600 CCA	S	S
BRAKES:	4-WHEEL ANTI-LOCK POWER FRONT DISC/REAR DRUM	S	S
ENGINE:	VORTEC 5000 V8 SFI (W/C20903 or C20753)	S	S
	VORTEC 5700 V8 SFI (W/O C20903 or C20753)	S	S
FUEL CAPACITY:	25 GALLON W/SHORT BOX MODELS	S	S
	34 GALLON W/LONG BOX MODELS	S	S
GENERATOR:	100 AMP	S	S
STEERING:	SPEED SENSITIVE, POWER (EVO)	S	S
SUSPENSION FRT:	2WD-INDEPENDENT COIL	S	S
	4WD-INDEPENDENT TORSION BAR	S	S
SUSPENSION RR:	MULTI-LEAF SPRINGS	S	S
TRANSMISSION:	5-SPEED MANUAL, W/OVERDRIVE	S	S

INTERIOR

AIR BAGS:	DRIVER AND FRONT PASSENGER W/PASSENGER SIDE SUPPRESSION SWITCH (7200 lb. GVW Only)	S	S
AIR CONDITIONING:	FRONT	-	S
ASSIST HANDLES:	PASSENGER	S	S
CONVENIENCE GP:	POWER WINDOWS, LOCKS, TILT WHEEL AND CRUISE CONTROL	-	S
CUPHOLDERS:	DUAL IN DASH	S	S
FLOOR COVERING:	COLOR-KEYED CARPET W/RUBBER FLOOR MATS COLOR-KEYED RUBBER	-	S
GAUGES:	TRIP ODOMETER, OIL PRESSURE, VOLTMETER, TACHOMETER & TEMPERATURE	S	S
GLASS:	SOLAR RAY TINTED, ALL WINDOWS	S	S
HEADLINER:	FULL COLOR-KEYED CLOTH	S	S
LIGHTING:	DOME W/LH & RH DOOR SWITCH W/DELAYED ENTRY FEATURE, READING, ASHTRAY, GLOVE-BOX, UNDERHOOD AND CARGO LAMPS	S	S
POWER POINTS:	DUAL COVERED	S	S
RADIO:	AM/FM STEREO W/SEEK-SCAN AND CLOCK AM/FM STEREO W/SEEK-SCAN, CLOCK AND CASSETTE TAPE	S	-
SCOTCHGARD:	ALL CLOTH AND CARPET SURFACES	S	S
SEATS:	CLOTH BENCH SEAT (N/A EXTENDED CAB) VINYL BENCH SEAT (N/A EXTENDED CAB) CLOTH 60/40 SPLIT BENCH (EXTENDED CAB) VINYL 60/40 SPLIT BENCH (EXTENDED CAB)	-	S
SECURITY:	Passlock®, THEFT DETERRENT SYSTEM (W/O KL6 COMPRESSED NATURAL GAS)	S	S
STEERING WHEEL:	SIMULATED LEATHER LEATHER WRAPPED	S	-
STORAGE TRAY:	FULL WIDTH BEHIND SEAT	-	S
SUNSHADES:	CLOTH COVERED W/LH STORAGE STRAP AND RH MIRROR	S	S
WARNING TONE:	KEY-IN-IGNITION BUZZER	S	S

C/K 2500 PICKUP

STANDARD EQUIPMENT SUMMARY

CHEYENNE SILVERADO

EXTERIOR

AIR DAM:	DARK ARGENT (UNDER 8600 lb. GVW)	S	S
BUMPER FRONT:	CHROME	S	-
	CHROME W/BLACK RUB STRIP	-	S
BUMPER REAR:	PAINTED REAR BUMPER	S	-
	CHROME W/STEP PAD	-	S
FLARES:	WHEEL OPENING (K2500 W/C6P ONLY)	S	S
GRILLE:	MOLDED, PAINTED ARGENT	S	-
	CHROME DELUXE	-	S
HEADLAMPS:	SINGLE RECTANGULAR HALOGEN	S	-
	DUAL COMPOSITE - HALOGEN	-	S
LIGHTS:	DAYTIME RUNNING	S	S
MIRRORS:	BREAK-A-WAY OSRV, BLACK	S	-
	ELECTRIC, REMOTE CONTROL, BLACK	-	S
MOLDINGS:	BODY SIDE WITH BRIGHT TRIM AND		
	BRIGHT WHEEL OPENING TRIM (7200 lb. GVW Only)	-	S
NAMEPLATES:	BADGE NAME/DECAL ON TAILGATE	S	S
	CHEYENNE BADGE ON B-PILLAR	S	-
	SILVERADO BADGE ON B-PILLAR	-	S
SPARE TIRE:	FULL SIZE TIRE & WHEEL, W/WINCH TYPE CARRIER		
	MOUNTED UNDER REAR FRAME	S	S
TAILGATE:	REMOVABLE	S	S
TOW HOOKS:	TWO FRONT ON 4X4 MODELS	S	S
WHEELS:	SILVER PAINTED W/BLACK CENTER CAP	S	-
	RALLY WHEEL TRIM	-	S
WINDOW:	REAR QUARTER SWING-OUT (EXT CAB ONLY)	S	S
WIPERS:	INTERMITTENT WINDSHIELD W/PULSE WASHERS	S	S
WIRE HARNESS:	8 LEAD TRAILERING	S	S

MODEL AND BODY

<u>Description</u>	<u>Model No</u>	<u>Body</u>	<u>Wheel Base</u>	<u>Description</u>	<u>Model No</u>	<u>Body</u>	<u>Wheel Base</u>
2-WHEEL-DRIVE MODELS				4-WHEEL-DRIVE MODELS			
*18457.00	Fleetside	CC20903	E63 131.5	*22260.20	Fleetside	CK20903 E63 & C6P	131.5
*19505.20	Fleetside	CC20903	E63 & C6P 131.5	*24215.20	Fleetside		
*21073.00	Fleetside				Ext Cab	CK20753 E63	141.5
	Ext Cab	CC20753	E63 141.5	*24342.20	Fleetside		
*21109.20	Fleetside				Ext Cab	CK20953 E63	155.5
	Ext Cab	CC20953	E63 155.5				

*Includes Destination & Handling

* GVWR SELECTOR (Must Specify GVW Option)

<u>GVW Option</u>	<u>GVW</u>	<u>GAWR*</u>	<u>Minimum Equipment Required for GVW Rating</u>	
<u>Required</u>	<u>Rating lb</u>	<u>Front</u>	<u>Rear</u>	
<u>C20903</u>				
C5Z	7200	3150	4670	Requires L30 or L31 Eng.
C5Z	7200	3400	4670	Requires L56 Eng.
C6P	8600	3600	6000	Requires YHH or YGK Tires
<u>K20903</u>				
C6P	8600	4250	6000	Requires YHH or YGK Tires
<u>C20753</u>				
C5Z	7200	3600	4670	N/A Diesel Eng.
<u>C20953</u>				
C6P	8600	3600	6000	Requires YHH or YGK Tires
<u>K20753/K20953</u>				
C6P	8600	4250	6000	Requires YHH or YGK Tires

* GAWR's shown are the minimum for each axle with equipment listed. Other GAWR'S are available and are determined as the minimum capacity if either axle, springs or tires.

C/K 2500 PICKUP

POWER TEAMS: (MUST SPECIFY) Engine, Transmission and Rear Axle

(Consult GVWR Selector for Minimum Equipment Required)

MODEL & ENGINE	TRANSMISSIONS				AXLES			GVWR
	5-Speed Manual		4-Speed Automatic		3.42	3.73	4.10	
	Light Duty	Heavy Duty	Light Duty	Heavy Duty				
CC20903								
L30 Vortec 5000 V8 SFI	MG5				(a)GU6	(a)GT4		7200
			M30		GU6	GT4		7200
L31 Vortec 5700 V8 SFI	M50		M30		GU6	GT4		7200
L56 Turbo Diesel 6.5 Liter V8				MT1	(a)GU6	(a)GT4		7200
L31 Vortec 5700 V8 SFI		MW3				(a)GT4	(a)GT5	8600
				MT1		GT4	GT5	8600
L29 Vortec 7400 V8 SFI		MW3				(a)GT4	(a)GT5	8600
				MT1		GT4	GT5	8600
L65 Turbo Diesel 6.5 Liter V8		MW3		MT1		GT4	GT5	8600
CC20753								
L30 Vortec 5000 V8 SFI	MG5				(a)GU6			7200
			M30		GU6	GT4		7200
L31 Vortec 5700 V8 SFI	M50		M30		GU6	GT4		7200
L56 Turbo Diesel 6.5 Liter V8				MT1	(a)GU6	(a)GT4		7200
CK20903/CK20753/CC20953/CK20953								
L31 Vortec 5700 V8 SFI		MW3				(a)GT4	(a)GT5	8600
				MT1		GT4	GT5	8600
L29 Vortec 7400 V8 SFI		MW3				(a)GT4	(a)GT5	8600
				MT1		GT4	GT5	8600
L65 Turbo Diesel 6.5 Liter V8		MW3		MT1		GT4	GT5	8600

(a) N/A YF5 California Emissions

CAPACITIES

	SPRINGS	AXLES
C20903	lb.	lb.
FRONT (Base)	3262	3150
FRONT w/Diesel Eng.	3400	3400
w/C6P	3600	3800
REAR (Base)	3750	4800
w/C6P	6084	6000
C20753-C20953		
FRONT (Base)	3600	3600
w/C6P		3800
REAR (Base)	4800	4800
w/C6P	6084	6000

	SPRINGS	AXLES
K20903		
FRONT w/C6P	4250	
REAR (Base)	4800	4800
w/C6P	6084	6000
K20753/K20953		
FRONT (Base)	4250	4250
REAR (Base)	6084	6000

TIRES: (MUST SPECIFY) Front and Rear (Spare Tire [Matches Rear Tire] is Included)

Description	All Season		On-Off Road	
	Front	Rear	Front	Rear
C20903				
TUBELESS Steel Belted Radial				
(a)LT225/75R16-D B/W	XHP	YHP		
(a)LT225/75R16-D B/W	XHP			YHR
LT245/75R16-D B/W	XHH	YHH		
LT245/75R16-D B/W	XHH			YGK
K20903				
TUBELESS Steel Belted Radial				
LT245/75R16-D B/W	XHH	YHH		
LT245/75R16-D B/W			XGK	YGK
C20753				
TUBELESS Steel Belted Radial				
LT225/75R16-D B/W	XHP	YHP		
LT225/75R16-D B/W	XHP			YHR
LT245/75R16-D B/W	XHH	YHH		
LT245/75R16-D B/W	XHH			YGK
C20953				
TUBELESS Steel Belted Radial				
LT245/75R16-D B/W	XHH	YHH		
LT245/75R16-D B/W	XHH			YGK
K20753-K20953				
TUBELESS Steel Belted Radial				
LT245/75R16-D B/W	XHH	YHH		
LT245/75R16-D B/W			XGK	YGK

(a) N/A C6P 8600 GVWR

B/W=Blackwall

C/K 2500 PICKUP

MUST SPECIFY PEG

No Deletions Allowed. Additional Options/Upgrades (where Indicated)
 May Be Ordered from the Additional Ordering Option Listing

		1SA	1SB	1SC
CHEYENNE DECOR		X	-	-
Fleetside Body Code	E63	X	X	X
SILVERADO DECOR		-	X	-
SILVERADO DECOR (Req. Leather Trim)		-	-	X
Regular Cab				
Extended Cab				
Keyless Entry	AU0	-	-	X
Mirror, Electrochromic ISRV w/8 Point Compass	DD7	-	-	X
Seat, Power (a)	AG9	-	-	X
Trim, Leather (b)	AE7	-	-	X

(a) Extended Cab only

(b) Must Specify Trim Color. May Upgrade to A95 Seat on Extended Cab

Preferred Equipment Savings

1SA PEG Savings

- **(-700.00) w/R9A & R9B or R9C
- **(-500.00) w/R9A
- **(-200.00) w/R9B or R9C

1SB or 1SC PEG Savings

- **(-750.00)

** PEG Savings Amount represents the savings for Preferred Equipment Groups

REGULAR CAB AND EXTENDED CAB MARKETING PACKAGES

COMFORT & CONVENIENCE PACKAGE: ORDERING OPTION R9A **\$1,337.00**

Requires PEG 1SA

Includes:

C60	Air Conditioning
ZQ3	Tilt and Cruise
UM6	Radio w/Cassette

BRIGHT APPEARANCE PACKAGE: ORDERING OPTION R9B **\$483.00 w/2-Wheel Drive**
\$452.00 w/4-Wheel Drive

Requires PEG 1SA

Includes:

B85	Body Side Molding
V22	Appearance Package
VB3	Chrome Rear Step Bumper w/Rub Strip
VG3	Chrome Front Bumper
P06	Rally Wheels

COMMERCIAL OPTION PACKAGE: ORDERING OPTION R9C **\$378.00 2-Wheel Drive**
\$498.00 4-Wheel Drive

Requires PEG 1SA (N/A R9B Bright Appearance Pkg.)

Includes:

BZY	Bedliner
E63	Fleetside
F60	H.D. Front Springs on K Models
V76	Tow Hooks on C Models
NZZ	Skid Plate on K Models
A28	Sliding Rear Window

C/K 2500 PICKUP

CHEYENNE AND SILVERADO DECOR OPTION AVAILABILITY ADDITIONAL OPTIONS

OPTION ACKNOWLEDGMENTS:

- R8S Multiple Order Numbers
R8T Preliminary Invoice (Refer Vehicle Price Schedule for Prices)
K47 **AIR CLEANER:** High Capacity (N/A L56 Eng.)
AIR CONDITIONING: (MUST SPECIFY)
(One of the Following Options Must be Ordered with PEG 1SA w/o Convenience Pkg. R9A)
YG6 Air Conditioning Not Desired
C60 **Front Air Conditioning:** (Included w/Silverado Decor)
w/1SB, 1SC or R9A
w/1SA
V22 **APPEARANCE PACKAGE:** (Includes Chrome Grille, Composite Halogen Headlamps and Dual Note Horn)
(Incl. w/Silverado Decor)
w/1SB, 1SC or R9B
w/1SA
AXLES, REAR: (MUST SPECIFY)
GU6 3.42 Ratio (Includes Engine Oil Cooler w/Diesel Eng.)
GT4 3.73 Ratio (Includes Engine Oil Cooler)
w/C6P
w/C5Z
GT5 4.10 Ratio (Includes Engine Oil Cooler)
G80 Locking Differential (N/A GU6 Axle)
TP2 **BATTERY:** Auxiliary (Requires L29, L30 or L31 Eng.)
BZY **BEDLINER:** Under Rail
w/R9C
w/o R9C
E63 **BODY CODE:** 8 Ft. Fleetside
BUMPER EQUIPMENT: Vehicles registered in certain states must have a rear bumper
to be operated on their roads. Consult your local laws.
EF1 **Bumper, Rear Delete Provisions:** (N/A Z82 Trailering Pkg.)
w/1SA
w/1SB or 1SC
VB3 **Bumper, Chromed Rear Step** (Reqs VG3 Bumper) (Incl. w/Silverado Decor)
w/1SB, 1SC or R9B
w/1SA
VG3 **Bumper, Chromed. Front Deluxe w/Rub Strip** (Incl. w/Silverado Decor)
w/1SB, 1SC or R9B
w/1SA
V10 **COLD CLIMATE PACKAGE:** (Incl. Eng Block Heater) (Diesel Eng. Requires Base Decor and Regular Cab)
ZQ3 **CONVENIENCE GROUP:** Tilt Wheel and Speed Control (Incl. w/Silverado Decor)
w/1SB, 1SC or R9A
w/1SA w/o R9A
COOLING SYSTEM: (Engine Oil Cooler comparable to KC4 is standard w/o GU6 Axle)
KC4 **Engine Oil** (N/A GT4 Axle, Diesel Eng. or C6P GVW)
w/Z82
w/o Z82

**CHEYENNE AND SILVERADO DECOR OPTION AVAILABILITY
ADDITIONAL OPTIONS**

OPTION

Continued from Previous Page

COOLING SYSTEM: (Engine Oil Cooler comparable to KC4 is standard w/o GU6 Axle)

- KNP Transmission, Heavy-Duty, Auxiliary (Requires L31 Eng. and M30 Trans)
(Included when Z82 Trailering w/L31 Eng. and M30 Trans. are specified) (Included w/MT1 Trans.)
w/MT1 or w/Z82 & Auto Trans
w/o MT1 or w/Z82 & Auto Trans

C49 **DEFOGGER:** Rear Window, Electric (N/A A28 Window or C-K20*03) (Requires Silverado Decor)**EMISSIONS: (MUST SPECIFY)** (Refer Emission Requirements Tab Section)

- FE9 Federal Emission Requirements
YF5 California Emission Requirements
w/KL6
w/o KL6

NG1 New York, Massachusetts or Connecticut Emissions Requirements

NB8 CA, NY, MA or CT Emission Override (Requires FE9 Federal Emissions)

NC7 Federal Emissions Override (Requires YF5 or NG1)

ENGINE: (MUST SPECIFY) (Refer Power Teams Chart)

- L30 Vortec 5000 V8 SFI
L31 Vortec 5700 V8 SFI
w/C6P
w/o C6P
L29 Vortec 7400 V8 SFI
L56 6.5 Liter V8 Turbo Diesel (Includes Heavy-Duty Auxiliary Battery)
L65 6.5 Liter V8 Turbo Diesel (Includes Heavy-Duty Auxiliary Battery)
KL5 Alternative Fuel (LPG and CNG Conversion Ready) (Requires L31 Eng,
C6P GVW and Automatic Trans.) (N/A C20753) ~~(W/YF5 California Emissions, Requires KL6)~~
KL6 Compressed Natural Gas Bi-Fuel (Includes KL5 Alternative Fuel) (Requires C20903, L31 Eng.,
MT1 Transmission, E63 Body, GT4 Axle) (N/A BZY Bedliner) (Texas Dealers must be Certified)

FLOOR COVERING:

- BG9 Full Floor, Rubber, Color-Keyed (Replaces Carpeting and Floor Mats) (Requires Silverado Decor)
w/Reg Cab
w/Ext Cab
B30 Carpet, Floor Covering (Requires Cheyenne Decor)
w/Reg Cab
w/Ext Cab
B32 Floor Mats, Front (Included w/Silverado Decor) (Requires B30 Floor Covering)
B33 Floor Mats, Rear (Included w/Silverado Decor) (Requires Extended Cab, B30 Floor Covering and B32 Mats)
(N/A YG4 Seat Delete)
AJ1 **GLASS: (MUST SPECIFY)** Deep Tinted Solar-Ray (C-K20*03 Requires A28 Sliding Rear Window)
(When C49 Defogger is specified, Rear Window is Light Tint Glass)
Reg Cab
Ext Cab w/C49
Ext Cab w/o C49

GVWR: (Must Specify One) (Refer GVWR Selector Chart for Availability)

- C5Z 7200 lb.
C6P 8600 lb.

C/K 2500 PICKUP

CHEYENNE AND SILVERADO DECOR OPTION AVAILABILITY ADDITIONAL OPTIONS

OPTION

- AU0 **KEYLESS ENTRY:** Remote (Included w/PEG 1SC) (N/A Cheyenne Decor)
w/1SC
w/o 1SC
- U01 **LAMPS:** Roof Marker (N/A YF5 California)
- VK3 **LICENSE PLATE BRACKET:** Front
- AU3 **LOCKS:** Power Door (Reqs. Cheyenne Decor) (Included w/Silverado Decor)
w/1SB or 1SC
w/o 1SB or 1SC
- MIRRORS:**
- DF2 **Camper Type, Exterior Stainless Steel 7.5"Wx10.5"H.**
w/1SB, 1SC
w/1SA
- DD7 **10" Electrochromic Interior ISRV with 8 Point Compass (Included w/PEG 1SC) (N/A Cheyenne Decor)**
w/1SC
w/1SB
- B85 **MOLDING:** Exterior, Bright (Includes Bright Wheel Opening w/o C6P) (Included w/Silverado Decor)
w/K2500
w/C2500
- PAINT, EXTERIOR: (MUST SPECIFY) (Refer Color/Trim Charts for Availability)**
- ZY1 **Solid**
- ZY2 **Conventional Two-Tone (Requires Silverado Decor)**
- RADIO EQUIPMENT:**
- UM6 **Electronically Tuned AM/FM Stereo Radio w/Seek-Scan, Digital Clock and Cassette Tape**
(Included w/Silverado Decor)
w/1SB or 1SC or R9A
w/1SA w/o R9A
- UL0 **Electronically Tuned AM/FM Stereo Radio w/Seek-Scan, Digital Clock, Automatic Tone Control, Cassette Tape, Theft Lock and Speed Compensated Volume (Includes Enhanced Performance Speaker System) (Requires Silverado Decor)**
- UN0 **Electronically Tuned AM/FM Stereo Radio w/Seek-Scan, Digital Clock, Automatic Tone Control, Compact Disc Player, Theft Lock and Speed Compensated Volume (Includes Enhanced Performance Speaker System. (Requires Silverado Decor)**
- UP0 **Electronically Tuned AM/FM Stereo Radio w/Seek-Scan, Digital Clock, Automatic Tone Control, Stereo Cassette Tape w/Search and Repeat, Compact Disc Player, Theft Lock and Speed Compensated Volume (Includes Enhanced Performance Speaker System) (Requires Automatic Trans. and Silverado Decor)**
- UL5 **Radio Delete (Requires Cheyenne Decor)**
- YG4 **SEAT DELETE:** Rear (Reqs. Cheyenne Decor) (N/A Regular Cab Model)
- AG9 **SEAT, POWER: Driver only (Included w/PEG 1SC) (Requires Silverado Decor)**
(N/A Vinyl Trim, A52 Bench Seat or Regular Cab Model)
w/1SC
w/o 1SC
- SEAT TYPE: (Refer Color/Trim Chart for Availability)**
- A52 **Bench Seat (Includes Storage Armrest and Power Lumbar w/Custom Cloth or Leather Trim)**
w/1SA or 1SB w/o Leather
w/1SB w/Leather

**CHEYENNE AND SILVERADO DECOR OPTION AVAILABILITY
ADDITIONAL OPTIONS**

OPTION

SEAT TYPE: (Refer Color/Trim Chart for Availability) (Continued from Previous Page)

- AE7 Bench Seat, 60/40 Reclining Seat. (Includes Storage Armrest and Power Lumbar w/Custom Cloth or Leather Trim) (Included w/PEG 1SC)
w/1SC
Extended Cab
w/1SA or 1SB w/o Leather
w/1SB & Leather
Regular Cab
w/1SA or 1SB w/o Leather
w/1SB & Leather
- A95 Bucket Seats, High Back, Reclining. (Includes Power Lumbar and Floor Console and an Overhead Console on Extended Cabs)
Extended Cab
w/1SC
w/1SB & Cloth
w/1SB & Leather
Regular Cab
w/1SB & Cloth
- NZZ **SKID PLATE PACKAGE:** (K2500 only) (Incls Fuel Tank Shield and Front Differential and Transfer Case Shields)
w/R9C
w/o R9C
- VYU **SNOW PLOW PREP PACKAGE:** (GU6 Requires KC4 Cooler w/o Z82 Trailering Pkg) (K2500 Only)
(K20*53 Requires L31 Engine) (Includes F60 HD Front Springs)
w/R9C
w/o R9C
- F60 **SPRINGS:** Front, Heavy-Duty (K2500 only) (Included w/ VYU Snow Plow)
w/R9C or VYU
w/o R9C or VYU
TIRES: (Refer Tire Chart for Availability; Vehicle Price Schedule for Prices)
- V76 **TOW HOOKS:** Two Front (Std K2500)
- Z82 **TRAILERING SPECIAL EQUIPMENT:** Heavy-Duty (Includes Trailer Hitch Platform. With GU6 and Gas Engine Includes KC4 Eng. Oil Cooler) (Requires Automatic Transmission) (N/A EF1 Bumper Delete)
w/GT4 or C6P or Diesel
w/o GT4 or C6P or Diesel
- NP1 **TRANSFER CASE:** Electric Shift Control, 2-Speed (Requires 4-Wheel Drive and Automatic Transmission and either ZQ3 Convenience Pkg. or Silverado Decor)
TRANSMISSIONS: (MUST SPECIFY) (Refer Power Teams Chart for Availability)
- MG5 5-Speed Manual with Overdrive, Light Duty
- M50 5-Speed Manual with Overdrive, Light Duty
- MW3 5-Speed Manual Deep Low with Overdrive, Heavy Duty
- M30 4-Speed Electronically Controlled Automatic w/Overdrive
- MT1 4-Speed Electronically Controlled Automatic w/Overdrive, Heavy-Duty

C/K 2500 PICKUP

CHEYENNE AND SILVERADO DECOR OPTION AVAILABILITY ADDITIONAL OPTIONS

OPTION

- P06 **WHEEL TRIM:** Rally (Included w/Silverado Decor)
w/1SB or 1SC or R9B
w/1SA
- A28 **WINDOWS:** Sliding Rear (N/A C49 Defogger)
w/R9C
w/o R9C

**ZY1 PAINT
INTERIOR AND EXTERIOR COLOR AVAILABILITY CHART**

PLEASE NOTE: Below are the interior trim color and exterior paint combinations recommended by Chevrolet.
They are the only available interior and exterior combinations allowed.

TRIM LEVEL	SEAT	INTERIOR COLORS					
(Must Specify Seat Option and Interior Color)	OPT	Neutral	Blue	Gray	Red		
CHEYENNE (BASE DECOR)							
Regular Cab							
Vinyl Bench Seat	A52	52V	26V	13V	79V		
Cloth Bench Seat	A52	52C	26C	13C	79C		
Extended Cab							
Vinyl Reclining Split Bench Seat	AE7	52V	26V	13V	79V		
Cloth Reclining Split Bench Seat	AE7	52C	26C	13C	79C		
SILVERADO DECOR							
Regular Cab							
Vinyl Bench Seat	A52	52V	26V	13V	79V		
Custom Cloth Bench Seat	A52	52D	26D	13D	79D		
+ Custom Leather Bench Seat	A52	522	262	132	792		
Custom Cloth Reclining Split Bench Seat	AE7	52D	26D	13D	79D		
+ Custom Leather Reclining Split Bench Seat	AE7	522	262	132	792		
Custom Cloth Reclining High Back Bucket Seats	A95	52D	26D	13D	79D		
Extended Cab							
Vinyl Reclining Split Bench Seat	AE7	52V	26V	13V	79V		
Custom Cloth Reclining Split Bench Seat	AE7	52D	26D	13D	79D		
+ Custom Leather Reclining Split Bench Seat	AE7	522	262	132	792		
Custom Cloth Reclining High Back Bucket Seats	A95	52D	26D	13D	79D		
+ Custom Leather Reclining High Back Bucket Seats	A95	522	262	132	792		
+ Leather on Seating Surface Only							
EXTERIOR COLORS with ZY1 Paint	Color Code 1	Paint Scheme	Interior & Exterior Combinations shown are the only Combinations Available				Wheel Flare Color Molding
BLACK, ONYX	41U	ZY1	X		X	X	Black
BLUE, INDIGO (Met)	39U	ZY1	X	X	X		Dk Argent
BLUE, MED-GREEN (Met)	35U	ZY1	X		X		Dk Argent
COPPER, DK (Met)	69U	ZY1	X		X		Copper
GREEN EMERALD (Met)	43U	ZY1	X		X		Dk Argent
PEWTER, LT (Met)	11U	ZY1		X	X	X	Pewter
RED, CARMINE DK, (Met)	51U	ZY1	X		X	X	Red, Carmine
RED, VICTORY	74U	ZY1	X		X	X	Dk Argent
WHITE, SUMMIT	50U	ZY1	X	X	X	X	Dk Argent

**ZY2 PAINT
INTERIOR AND EXTERIOR COLOR AVAILABILITY CHART**

PLEASE NOTE: Below are the interior trim color and exterior paint combinations recommended by Chevrolet.
They are the only available interior and exterior combinations allowed.

TRIM LEVEL		SEAT	INTERIOR COLORS					
(Must Specify Seat Option and Interior Color)		OPT	Neutral	Blue	Gray	Red		
SILVERADO DECOR								
Regular Cab								
	Vinyl Bench Seat	A52	52V	26V	13V	79V		
	Custom Cloth Bench Seat	A52	52D	26D	13D	79D		
(a)	Custom Leather Bench Seat	A52	522	262	132	792		
	Custom Cloth Reclining Split Bench Seat	AE7	52D	26D	13D	79D		
(a)	Custom Leather Reclining Split Bench Seat	AE7	522	262	132	792		
	Custom Cloth Reclining High Back Bucket Seats	A95	52D	26D	13D	79D		
Extended Cab								
	Vinyl Reclining Split Bench Seat	AE7	52V	26V	13V	79V		
	Custom Cloth Reclining Split Bench Seat	AE7	52D	26D	13D	79D		
(a)	Custom Leather Reclining Split Bench Seat	AE7	522	262	132	792		
	Custom Cloth Reclining High Back Bucket Seats	A95	52D	26D	13D	79D		
(a)	Custom Leather Reclining High Back Bucket Seats	A95	522	262	132	792		
(a) Leather on Seating Surface Only								
EXTERIOR COLORS with ZY2 Paint		Color Code 1	Color Code 2	Paint Scheme	Interior & Exterior Combinations shown are the only Combinations Available			Wheel Flare Color Molding
	BLACK, ONYX\Autumnwood, Lt (Met)	41U	55L	ZY2	X			Autumnwood, Lt
	BLACK, ONYX\Pewter, Lt (met)	41U	11L	ZY2			X	Pewter, Lt
	BLUE, INDIGO (Met)\Pewter, Lt (Met)	39U	11L	ZY2		X	X	Pewter, Lt
	BLUE, INDIGO (Met)\Autumnwood, Lt (Met)	39U	55L	ZY2	X	X		Autumnwood, Lt
	BLUE, MED-GREEN (Met)\Autumnwood, Lt (Met)	35U	55L	ZY2	X			Autumnwood, Lt
	BLUE, MED-GREEN (Met)\Pewter, Lt (Met)	35U	11L	ZY2	X		X	Pewter, Lt
	COPPER (Met)\Autumnwood, Lt (Met)	69U	55L	ZY2	X			Autumnwood, Lt
	COPPER (Met)\Pewter, Lt (Met)	69U	11L	ZY2	X		X	Pewter, Lt
	GREEN, EMERALD (Met)\Autumnwood, Lt (Met)	43U	55L	ZY2	X			Autumnwood, Lt
	GREEN, EMERALD (Met)\Pewter, Lt (Met)	43U	11L	ZY2			X	Pewter, Lt
	PEWTER, LT (Met)\Black, Onyx	11U	41L	ZY2			X	Black, Onyx
	RED, CARMINE DK, (Met)\Autumnwood, Lt (Met)	51U	55L	ZY2	X			Autumnwood, Lt
	RED, CARMINE DK, (Met)\Pewter, Lt (Met)	51U	11L	ZY2			X	Pewter, Lt
	RED, VICTORY\Autumnwood, Lt (Met)	74U	55L	ZY2	X			Autumnwood, Lt
	RED, VICTORY\Black, Onyx	74U	41L	ZY2	X		X	Black, Onyx
	RED, VICTORY\Pewter, Lt (Met)	74U	11L	ZY2			X	Pewter, Lt
	WHITE, SUMMIT\Autumnwood, Lt (Met)	50U	55L	ZY2	X			Autumnwood, Lt
	WHITE, SUMMIT\Pewter, Lt (Met)	50U	11L	ZY2			X	Pewter, Lt
+	PEWTER, LT (Met)\Blue Indigo (Met)	11U	39L	ZY2		X	X	N/A

+N/A K2500

STANDARD EQUIPMENT SUMMARY

CHEYENNE SILVERADO

CHASSIS

BATTERY:	HEAVY-DUTY 600 CCA	S	S
BRAKES:	4-WHEEL ANTI-LOCK POWER FRONT DISC/REAR DRUM	S	S
ENGINE:	VORTEC 5700 V8 SFI	S	S
FUEL CAPACITY:	34 GALLON	S	S
GENERATOR:	100 AMP	S	S
STEERING:	SPEED SENSITIVE, POWER (EVO)	S	S
SUSPENSION FRT:	2WD-INDEPENDENT COIL	S	S
	4WD-INDEPENDENT TORSION BAR	S	S
SUSPENSION RR:	MULTI-LEAF SPRINGS	S	S
TRANSMISSION:	5-SPEED MANUAL, W/DEEP LOW AND OVERDRIVE	S	S

INTERIOR

AIR CONDITIONING:	FRONT	-	S
ASSIST HANDLES:	PASSENGER	S	S
CONVENIENCE GP:	POWER WINDOWS, LOCKS,	-	S
	TILT WHEEL AND CRUISE CONTROL	-	S
CUPHOLDERS:	DUAL IN DASH	S	S
FLOOR COVERING:	COLOR-KEYED CARPET W/RUBBER FLOOR MATS	-	S
	COLOR-KEYED RUBBER	S	-
GAUGES:	TRIP ODOMETER, OIL PRESSURE, VOLTMETER,		
	TACHOMETER & TEMPERATURE	S	S
GLASS:	SOLAR RAY TINTED, ALL WINDOWS	S	S
HEADLINER:	FULL COLOR-KEYED CLOTH	S	S
LIGHTING:	DOME W/LH & RH DOOR SWITCH W/DELAYED		
	ENTRY FEATURE, READING ASHTRAY, GLOVE-BOX,		
	UNDERHOOD AND CARGO LAMPS	S	S
POWER POINTS:	DUAL COVERED	S	S
RADIO:	AM/FM STEREO W/SEEK-SCAN AND CLOCK	S	-
	AM/FM STEREO W/SEEK-SCAN, CLOCK AND CASSETTE TAPE	-	S
SCOTCHGARD:	ALL CLOTH AND CARPET SURFACES	S	S
SEATS:	CLOTH BENCH SEAT (N/A EXTENDED CAB)	-	S
	VINYL BENCH SEAT (N/A EXTENDED CAB)	S	-
	CLOTH 60/40 SPLIT BENCH (EXTENDED CAB)	-	S
	VINYL 60/40 SPLIT BENCH (EXTENDED CAB)	S	-
SECURITY:	Passlock®, THEFT DETERRENT SYSTEM	S	S
STEERING WHEEL:	SIMULATED LEATHER	S	-
	LEATHER WRAPPED	-	S
STORAGE TRAY:	FULL WIDTH BEHIND SEAT	-	S
SUNSHADES:	CLOTH COVERED W/LH STORAGE STRAP AND RH MIRROR	S	S
WARNING TONE:	KEY-IN-IGNITION BUZZER	S	S

STANDARD EQUIPMENT SUMMARY

CHEYENNE SILVERADO

EXTERIOR

AIR DAM:	DARK ARGENT (UNDER 8600 lb. GVW)	S	S
BUMPER FRONT:	CHROME	S	-
	CHROME W/BLACK RUB STRIP	-	S
BUMPER REAR:	PAINTED REAR BUMPER	S	-
	CHROME W/STEP PAD	-	S
FLARES:	WHEEL OPENING (K3500 ONLY)	S	S
GRILLE:	MOLDED, PAINTED ARGENT	S	-
	CHROME DELUXE	-	S
HEADLAMPS:	SINGLE RECTANGULAR HALOGEN	S	-
	DUAL COMPOSITE - HALOGEN	-	S
LIGHTS:	DAYTIME RUNNING	S	S
MIRRORS:	BREAK-A-WAY OSRV, BLACK	S	-
	ELECTRIC, REMOTE CONTROL, BLACK	-	S
MOLDINGS:	BODY SIDE WITH BRIGHT TRIM AND		
	BRIGHT WHEEL OPENING TRIM (C3500 & R04)	-	S
NAMEPLATES:	BADGE NAME/DECAL ON TAILGATE	S	S
	CHEYENNE BADGE ON B-PILLAR	S	-
	SILVERADO BADGE ON B-PILLAR	-	S
SPARE TIRE:	FULL SIZE TIRE & WHEEL, W/WINCH TYPE CARRIER		
	MOUNTED UNDER REAR FRAME	S	S
TAILGATE:	REMOVABLE	S	S
TOW HOOKS:	TWO FRONT ON 4X4 MODELS	S	S
WHEELS:	SILVER PAINTED W/BLACK CENTER CAP	S	-
	RALLY WHEEL TRIM	-	S
WINDOW:	REAR QUARTER SWING-OUT (EXT CAB ONLY)	S	S
WIPERS:	INTERMITTENT WINDSHIELD W/PULSE WASHERS	S	S
WIRE HARNESS:	8 LEAD TRAILERING	S	S

MODEL AND BODY

	<u>Description</u>	<u>Model No</u>	<u>Body</u>	<u>Wheel Base</u>
2-WHEEL-DRIVE MODELS				
*19644.20	Fleetside	CC30903	E63	131.5
*23067.00	Fleetside			
	Ext Cab	CC30953	E63	155.5
4-WHEEL-DRIVE MODELS				
*22644.20	Fleetside	CK30903	E63	131.5
*25878.00	Fleetside			
	Ext Cab	CK30953	E63	155.5

*Includes Destination & Handling

* GVWR SELECTOR (MUST SPECIFY GVW Option)

<u>GVW Option</u>	<u>GVW</u>	<u>GAWR*</u>		<u>Minimum Equipment Required for GVW Rating</u>
<u>Required</u>	<u>Rating lb.</u>	<u>Front</u>	<u>Rear</u>	
<u>C30903</u>				
C6U	9000	3600	6084	Requires R04 Wheels and YGK or YHH Tires
C7A	10000	3600	7500	Requires R05 Wheels.
<u>K30903</u>				
C6W	9200	4250	6084	Requires R04 Wheels and YGK or YHH Tires
C7A	10000	4250	7500	Requires R05 Wheels.
<u>C30953</u>				
C7A	10000	3600	7500	Requires R05 Wheels.
<u>K30953</u>				
C7A	10000	4250	7500	Requires R05 Wheels.

*GAWR's shown are the minimum for each axle with equipment listed. Other GAWR's are available and are determined as the minimum capacity of either axle, springs or tires.

C/K 3500 PICKUP

POWER TEAMS: (MUST SPECIFY)

(Consult GVWR Selector for Minimum Equipment Required)

MODEL & ENGINE	TRANSMISSIONS		AXLES		GVWR
	5-Speed Manual Heavy Duty	4-Speed Automatic Heavy Duty	4.10	4.56	
CC30903					
L31 Vortec 5700 V8 SFI	MW3		(a)GT5		9000
		MT1	GT5		9000
L29 Vortec 7400 V8 H.D. SFI	MW3		(a)GT5		9000
		MT1	GT5		9000
L65 Turbo Diesel 6.5 Liter V8	MW3	MT1	GT5		9000
L31 Vortec 5700 V8 SFI	MW3		(a)GT5		10000
		MT1	GT5	(a)HC4	10000
L29 Vortec 7400 V8 H.D. SFI	MW3		(a)GT5	(a)HC4	10000
		MT1	GT5	(a)HC4	10000
L65 Turbo Diesel 6.5 Liter V8	MW3	MT1	GT5		10000
CK30903					
L31 Vortec 5700 V8 SFI	MW3		(a)GT5		9200
		MT1	GT5		9200
L29 Vortec 7400 V8 H.D. SFI	MW3		(a)GT5		9200
		MT1	GT5		9200
L65 Turbo Diesel 6.5 Liter V8	MW3	MT1	GT5		9200
L31 Vortec 5700 V8 SFI	MW3		(a)GT5		10000
		MT1	GT5		10000
L29 Vortec 7400 V8 H.D. SFI	MW3		(a)GT5	(a)HC4	10000
		MT1	GT5	(a)HC4	10000
L65 Turbo Diesel 6.5 Liter V8	MW3	MT1	GT5		10000
CC30953					
L31 Vortec 5700 V8 SFI	MW3		(a)GT5	(a)HC4	10000
		MT1	GT5	(a)HC4	10000
L29 Vortec 7400 V8 H.D. SFI	MW3		(a)GT5	(a)HC4	10000
		MT1	GT5	HC4	10000
L65 Turbo Diesel 6.5 Liter V8	MW3	MT1	GT5		10000
CK30953					
L31 Vortec 5700 V8 SFI	MW3		(a)GT5		10000
		MT1	GT5		10000
L29 Vortec 7400 V8 H.D. SFI	MW3		(a)GT5	(a)HC4	10000
		MT1	GT5	(a)HC4	10000
L65 Turbo Diesel 6.5 Liter V8	MW3	MT1	GT5		10000

(a) N/A YF5 California Emissions

CAPACITIES

	SPRINGS	AXLES
C30903	lb.	lb.
FRONT (Base)	3600	3800
FRONT (Base) w/R05	3800	3800
REAR (Base)	6084	6084
REAR (Base) w/R05	7500	7500
K30903		
FRONT (Base)	4250	4250
REAR (Base)	6084	6084
C30953		
FRONT (Base)	3600	3800
REAR (Base)	7500	7500
K30953		
FRONT (Base)	4250	4250
REAR (Base)	7500	7500

TIRES: (MUST SPECIFY) Front and Rear (Spare Tire [Matches Rear Tire] is Included)

Description	Highway			All Seasons			On-Off Road		
		Single	Dual		Single	Dual		Single	Dual
	Front	Rear	Rear	Front	Rear	Rear	Front	Rear	Rear
C30903-C30953									
TUBELESS: Steel Belted Radial									
LT215/85R16-D B/W	XYK		YYK						
LT225/75R16-D B/W				XHP		YHP			
LT225/75R16-D B/W				XHP					YHR
LT245/75R16-E B/W				XHH	YHH				
LT245/75R16-E B/W				XHH				YGK	
K30903									
TUBELESS: Steel Belted Radial									
LT215/85R16-D B/W	XYK		YYK						
(a) LT215/85R16-D B/W							XYL		YYL
LT225/75R16-D B/W							XHR		YHR
LT225/75R16-D B/W				XHP		YHP			
LT245/75R16-E B/W			XHH	YHH					
LT245/75R16-E B/W							XGK	YGK	
K30953									
LT215/85R16-D B/W	XYK		YYK						
(a) LT215/85R16-D B/W							XYL		YYL
LT225/75R16-D B/W							XHR		YHR
LT225/75R16-D B/W				XHP		YHP			

(a) Requires F60 Springs
 B/W = Blackwall

C/K 3500 PICKUP

MUST SPECIFY PEG

No Deletions Allowed. Additional Options/Upgrades (where Indicated)
 May Be Ordered from the Additional Ordering Option Listing

		1SA	1SB	1SC
CHEYENNE DECOR		X	--	--
Fleetside Body Code	E63	X	X	X
SILVERADO DECOR		--	X	--
Extended Cab & Reg Cab w/R05				
Regular Cab w/o R05				
SILVERADO DECOR (Req. Leather Trim)		--	--	X
Regular Cab w/R05				
Extended Cab				
Regular Cab w/o R05				
Keyless Entry	AU0	--	--	X
Mirror, Electrochromic ISRV w/8 Point Compass	DD7	--	--	X
Seat, Power (a)	AG9	--	--	X
Trim, Leather (b)	AE7	--	--	X

(a) Extended Cab only

(b) Must Specify Trim Color. May Upgrade to A95 Seat on Extended Cab

Preferred Equipment Savings

1SA PEG Savings	1SB or 1SC PEG Savings
**(-700.00) w/R9A & R9B or R9C	**(-750.00)
**(-500.00) w/R9A	
**(-200.00) w/R9B or R9C	

** PEG Savings Amount represents the savings for Preferred Equipment Groups

REGULAR CAB AND EXTENDED CAB MARKETING PACKAGES**COMFORT & CONVENIENCE PACKAGE: ORDERING OPTION R9A \$1,337.00**

Reqs PEG 1SA

Includes:

C60	Air Conditioning
ZQ3	Tilt and Cruise
UM6	Radio w/Cassette

BRIGHT APPEARANCE PACKAGE: ORDERING OPTION R9B \$376.00 Ext Cab or Reg Cab w/R05
\$483.00 2/Wheel Drive Reg Cab w/o R05
\$452.00 4/Wheel Drive Reg Cab w/o R05

Reqs PEG 1SA

Includes:

B85	Body Side Molding (N/A w/Dual Rear Wheels)
V22	Appearance Package
VB3	Chrome Rear Step Bumper w/Rub Strip
VG3	Chrome Front Bumper
P06	Rally Wheels

COMMERCIAL OPTION PACKAGE: ORDERING OPTION R9C \$378.00 2-Wheel Drive
\$498.00 4-Wheel Drive

Reqs PEG 1SA (N/A R9B Bright Appearance Pkg.)

Includes:

BZY	Bedliner
E63	Fleetside
F60	H.D. Front Springs on K Models
V76	Tow Hooks on C Models
NZZ	Skid Plate on K Models
A28	Sliding Rear Window

C/K 3500 PICKUP

CHEYENNE AND SILVERADO DECOR OPTION AVAILABILITY

ADDITIONAL OPTIONS

OPTION

ACKNOWLEDGMENTS:

- R8S Multiple Order Numbers
- R8T Preliminary Invoice (Refer Vehicle Price Schedule for Prices)
- K47 AIR CLEANER: High Capacity

AIR CONDITIONING: (MUST SPECIFY)

(One of the Following Options Must be Ordered with PEG 1SA w/o Convenience Pkg. R9A)

- YG6 Air Conditioning Not Desired
- C60 Front Air Conditioning: (Included w/Silverado Decor)
 - w/1SB, 1SC or R9A
 - w/1SA

- V22 APPEARANCE PACKAGE: (Includes Chrome Grille, Composite Halogen Headlamps and Dual Note Horn)
 - (Incl. w/Silverado Decor)
 - w/1SB, 1SC or R9B
 - w/1SA

AXLES, REAR

- GT5 4.10 Ratio
- HC4 4.56 Ratio (Includes G80 Locking Differential)
- G80 Locking Differential (Included w/HC4 Axle)
 - w/HC4
 - w/o HC4

- TP2 BATTERY: Auxiliary (N/A Diesel Eng.)

- BZY BEDLINER : Under Rail
 - w/R9C
 - w/o R9C

- E63 BODY CODE: 8 Ft. Fleetside

BUMPER EQUIPMENT: Vehicles registered in certain states must have a rear bumper to be operated on their roads. Consult your local laws.

- EF1 Bumper, Rear Delete Provisions: (N/A Z82 Trailering Pkg.)
 - w/1SA
 - w/1SB or 1SC

- VB3 Bumper, Chromed Rear Deluxe w/Rub Strip (Reqs VG3 Bumper) (Incl. w/Silverado Decor)
 - w/1SB, 1SC or R9B
 - w/1SA

- VG3 Bumper, Chromed. Front Deluxe w/Rub Strip (Incl. w/Silverado Decor)
 - w/1SB, 1SC or R9B
 - w/1SA

- V10 COLD CLIMATE PACKAGE: (Incl. Eng Block Heater) (Diesel Eng. Requires Cheyenne Decor and Regular Cab)

- ZQ3 CONVENIENCE GROUP: Tilt Wheel and Speed Control) (Incl. w/Silverado Decor)
 - w/1SB, 1SC or R9A
 - w/1SA w/o R9A

- C49 DEFOGGER: Rear Window, Electric (N/A A28 Window or C-K30903) (Reqs. Silverado Decor)
EMISSIONS: (MUST SPECIFY) (Refer Emission Requirements Tab Section)

- FE9 Federal Emission Requirements
- YF5 California Emission Requirements
- NG1 New York, Massachusetts or Connecticut Emissions Requirements
- NB8 CA, NY, MA or CT Emission Override (Requires FE9 Federal Emissions)
- N.C. NC7 Federal Emissions Override (Requires YF5 or NG1)

CHEYENNE AND SILVERADO DECOR OPTION AVAILABILITY

ADDITIONAL OPTIONS

OPTION

ENGINE: (MUST SPECIFY) (Refer Power Teams Chart)

- L31 Vortec 5700 V8 SFI
 L29 Vortec 7400 V8 SFI
 L65 6.5 Liter Turbo V8 Diesel (Includes Heavy-Duty Auxiliary Battery and Front Bumper Guards w/Silverado Decor)
 KL5 Alternative Fuel (LPG and CNG Conversion Ready) (Requires L31 Eng. and Automatic Trans.)
 (C/K 30903 N/A w/R05 Dual Rear Wheels)

FLOOR COVERING:

- BG9 Full Floor, Rubber, Color-Keyed (Replaces Carpeting and Floor Mats) (Requires Silverado Decor)
 w/Reg Cab
 w/Ext Cab
 B30 Carpet, Floor Covering (Requires Cheyenne Decor)
 w/Reg Cab
 w/Ext Cab
 B32 Floor Mats, Front (Included w/Silverado Decor) (Requires B30 Floor Covering)
 B33 Floor Mats, Rear (Included w/Silverado Decor) (Requires Extended Cab, B30 Floor Covering and B32 Mats)
 (N/A YG4 Seat Delete)
 AJ1 **GLASS:** Deep Tinted Solar-Ray (C-K30*03 Requires A28 Sliding Rear Window)
 (When C49 Defogger is specified, Rear Window is Light Tint Glass)
 Reg Cab
 Ext Cab w/C49
 Ext Cab w/o C49

GVWR: (MUST SPECIFY) (Refer GVWR Selector Chart for Availability)

- C6U 9000 lb.
 C6W 9200 lb.
 C7A 10000 lb.
 AU0 **KEYLESS ENTRY:** Remote (Included w/PEG 1SC) (Reqs. Silverado Decor)
 w/1SC
 w/o 1SC
 U01 **LAMPS:** Roof Marker (Std. on C-K30953)(N/A YF5 California Emissions w/R04
 Single Rear Wheels) (Included w/R05 Dual Rear Wheels)
 w/R05
 wR04
 VK3 **LICENSE PLATE BRACKET:** Front
 AU3 **LOCKS:** Power Door (Included w/Silverado Decor) (Requires Cheyenne Decor)
MIRRORS:
 DF2 Camper Type, Exterior Stainless Steel 7.5"Wx10.5"H.
 w/1SB or 1SC
 w/1SA
 DD7 10" Electrochromic Interior ISRV with 8 Point Compass. (Reqs. Silverado Decor) (Included w/PEG 1SC)
 w/1SC
 w/1SB

C/K 3500 PICKUP

CHEYENNE AND SILVERADO DECOR OPTION AVAILABILITY

ADDITIONAL OPTIONS

OPTION

- B85 MOLDING:** Exterior, Bright (Included w/Silverado Decor w/o R05 Dual Rear or w/o K30953)
(N/A R05 Dual Rear Wheels or Ext Cab) (C30903 Includes Body Side and Wheel Opening Moldings) (K30903 Includes Body Side Molding Only)
w/1SB,1SC or R9B
w/K30903
w/C309*3
- PAINT, EXTERIOR: (MUST SPECIFY)** (Refer Color/Trim Charts for Availability)
- ZY1** Solid
- ZY2** Conventional Two-Tone (Requires Silverado Decor)
- RADIO EQUIPMENT:**
- UM6** Electronically Tuned AM/FM Stereo Radio w/Seek-Scan, Digital Clock and Cassette Tape
(Included w/Silverado Decor)
w/1SB or 1SC or R9A
w/1SA w/o R9A
- UL0** Electronically Tuned AM/FM Stereo Radio w/Seek-Scan, Digital Clock, Automatic Tone Control, Cassette Tape, Theft Lock and Speed Compensated Volume (Includes Enhanced Performance Speaker System) (Requires Silverado Decor)
- UN0** Electronically Tuned AM/FM Stereo Radio w/Seek-Scan, Digital Clock, Automatic Tone Control, Compact Disc Player, Theft Lock and Speed Compensated Volume (Includes Enhanced Performance Speaker System. (Requires Silverado Decor)
- UP0** Electronically Tuned AM/FM Stereo Radio w/Seek-Scan, Digital Clock, Automatic Tone Control, Stereo Cassette Tape w/Search and Repeat, Compact Disc Player, Theft Lock and Speed Compensated Volume (Includes Enhanced Performance Speaker System) (Requires Automatic Trans. and Silverado Decor)
- UL5** Radio Delete (Requires Cheyenne Decor)
- AG9 SEAT, POWER: Driver only.** (N/A Vinyl Trim, A52 Bench Seat or Regular Cab Model)
(Reqs. Silverado Decor) (Included w/PEG 1SC)
w/1SC
w/o 1SC
- SEAT TYPE: (MUST SPECIFY)** (Refer Color/Trim Chart for Availability)
- A52** Bench Seat (Includes Storage Armrest and Power Lumbar w/Custom Cloth or Leather Trim)
w/1SA or 1SB w/o Leather
w/1SB w/Leather
- AE7** Bench Seat, 60/40 Reclining Seat. (Includes Storage Armrest and Power Lumbar w/Custom Cloth or Leather Trim) (Included w/PEG 1SC)
w/1SC
- Extended Cab
w/1SA or 1SB w/o Leather
w/1SB & Leather
- Regular Cab
w/1SA or 1SB w/o Leather
w/1SB & Leather

CHEYENNE AND SILVERADO DECOR OPTION AVAILABILITY

ADDITIONAL OPTIONS

Option

SEAT TYPE: (MUST SPECIFY) (Refer Color/Trim Chart for Availability) (Continued from Previous Page)

- A95 Bucket Seats, High Back, Reclining. (Includes Power Lumbar and Floor Console and an Overhead Console on Extended Cabs)
 Extended Cab
 w/1SC
 w/1SB & Cloth
 w/1SB & Leather
 Regular Cab
 w/1SB & Cloth
- YG4 **SEAT DELETE: Rear** (N/A Regular Cab Model) (Requires Cheyenne Decor)
- NZZ **SKID PLATE PACKAGE: (K3500 only)** (Incls Fuel Tank Shield and Front Differential and Transfer Case Shields)
 w/R9C
 w/o R9C
- VYU **SNOW PLOW PREP PACKAGE: (Requires K309*3) (K30953 Requires L31 Eng & GT5 Axle)**
 (Includes F60 H.D. Springs)
 w/R9C
 w/o R9C
- F60 **SPRINGS: Front, Heavy-Duty (K3500 only)** (Included w/ VYU Snow Plow)
 w/R9C or VYU
 w/o R9C or VYU
- TIRES:**(Refer Tire Chart for Availability and to the Vehicle Price Schedule for Prices)
- V76 **TOW HOOKS: Two Front** (Std K3500)
- Z82 **TRAILERING SPECIAL EQUIPMENT: Heavy-Duty** (Includes Trailer Hitch Platform)
 (N/A EF1 Bumper Delete)
- TRANSMISSIONS: (MUST SPECIFY)** (Refer Power Teams Chart for Availability)
- MW3 5-Speed Manual Deep Low with Overdrive, Heavy Duty
- MT1 4-Speed Electronically Controlled Automatic w/Overdrive, Heavy-Duty (Includes Aux.Trans. Cooler)
- PO6 **WHEEL TRIM: Rally** (Included w/Silverado Decor)
 w/1SB or 1SC or R9B
 w/1SA
- WHEELS, REAR: One of the following Wheel Options Must Be Specified on Models C-K 30903**
- R04 Single Rear (Requires YHH or YGK Tires) (N/A C-K30953)
- R05 Dual Rear (Standard on Models C-K 30953) (Includes U01 Roof Marker Lamps and Tailgate Lamps)
 Extended Cab
 Regular Cab
- A28 **WINDOWS: Sliding Rear** (N/A C49 Defogger)
 w/R9C
 w/o R9C

C/K 3500 PICKUP

**ZY1 PAINT
INTERIOR AND EXTERIOR COLOR AVAILABILITY CHART**

PLEASE NOTE: Below are the interior trim color and exterior paint combinations recommended by Chevrolet. They are the only available interior and exterior combinations allowed.

TRIM LEVEL (Must Specify Seat Option and Interior Color)	SEAT OPT	INTERIOR COLORS					
		Neutral	Blue	Gray	Red		
CHEYENNE (STD DECOR)							
Regular Cab							
Vinyl Bench Seat	A52	52V	26V	13V	79V		
Cloth Bench Seat	A52	52C	26C	13C	79C		
Extended Cab							
Vinyl Reclining Split Bench Seat	AE7	52V	26V	13V	79V		
Cloth Reclining Split Bench Seat	AE7	52C	26C	13C	79C		
SILVERADO DECOR							
Regular Cab							
Vinyl Bench Seat	A52	52V	26V	13V	79V		
Custom Cloth Bench Seat	A52	52D	26D	13D	79D		
+ Custom Leather Bench Seat	A52	522	262	132	792		
Custom Cloth Reclining Split Bench Seat	AE7	52D	26D	13D	79D		
+ Custom Leather Reclining Split Bench Seat	AE7	522	262	132	792		
Custom Cloth Reclining High Back Bucket Seats	A95	52D	26D	13D	79D		
Extended Cab							
Vinyl Reclining Split Bench Seat	AE7	52V	26V	13V	79V		
Custom Cloth Reclining Split Bench Seat	AE7	52D	26D	13D	79D		
+ Custom Leather Reclining Split Bench Seat	AE7	522	262	132	792		
Custom Cloth Reclining High Back Bucket Seats	A95	52D	26D	13D	79D		
+ Custom Leather Reclining High Back Bucket Seats	A95	522	262	132	792		
+ Leather on Seating Surface Only							
EXTERIOR COLORS with ZY1 Paint	Color Code 1	Paint Scheme	Interior & Exterior Combinations shown are the only Combinations Available				Wheel Flare Color Molding
BLACK, ONYX	41U	ZY1	X		X	X	Black
BLUE, INDIGO (Met)	39U	ZY1	X	X	X		Dk Argent
BLUE, MED-GREEN (Met)	35U	ZY1	X		X		Dk Argent
COPPER, DK (Met)	69U	ZY1	X		X		Copper
GREEN EMERALD (Met)	43U	ZY1	X		X		Dk Argent
PEWTER, LT (Met)	11U	ZY1		X	X	X	Pewter
RED, CARMINE DK, (Met)	51U	ZY1	X		X	X	Red, Carmine
RED, VICTORY	74U	ZY1	X		X	X	Dk Argent
WHITE, SUMMIT	50U	ZY1	X	X	X	X	Dk Argent

**ZY2 PAINT
INTERIOR AND EXTERIOR COLOR AVAILABILITY CHART**

PLEASE NOTE: Below are the interior trim color and exterior paint combinations recommended by Chevrolet. They are the only available interior and exterior combinations allowed.

TRIM LEVEL		SEAT	INTERIOR COLORS					
(Must Specify Seat Option and Interior Color)		OPT	Neutral	Blue	Gray	Red		
SILVERADO DECOR								
Regular Cab								
Vinyl Bench Seat		A52	52V	26V	13V	79V		
Custom Cloth Bench Seat		A52	52D	26D	13D	79D		
(a)	Custom Leather Bench Seat	A52	522	262	132	792		
Custom Cloth Reclining Split Bench Seat		AE7	52D	26D	13D	79D		
(a)	Custom Leather Reclining Split Bench Seat	AE7	522	262	132	792		
Custom Cloth Reclining High Back Bucket Seats		A95	52D	26D	13D	79D		
Extended Cab								
Vinyl Reclining Split Bench Seat		AE7	52V	26V	13V	79V		
Custom Cloth Reclining Split Bench Seat		AE7	52D	26D	13D	79D		
(a)	Custom Leather Reclining Split Bench Seat	AE7	522	262	132	792		
Custom Cloth Reclining High Back Bucket Seats		A95	52D	26D	13D	79D		
(a)	Custom Leather Reclining High Back Bucket Seats	A95	522	262	132	792		
(a) Leather on Seating Surface Only								
EXTERIOR COLORS with ZY2 Paint		Color Code 1	Color Code 2	Paint Scheme	Interior & Exterior Combinations shown are the only Combinations Available			Wheel Flare Color Molding
BLACK, ONYX\Autumnwood, Lt (Met)		41U	55L	ZY2	X			Autumnwood, Lt
BLACK, ONYX\Pewter, Lt (met)		41U	11L	ZY2			X	Pewter, Lt
BLUE, INDIGO (Met)\Pewter, Lt (Met)		39U	11L	ZY2		X	X	Pewter, Lt
BLUE, INDIGO (Met)\vAutumnwood, Lt (Met)		39U	55L	ZY2	X	X		Autumnwood, Lt
BLUE, MED-GREEN (Met)\Autumnwood, Lt (Met)		35U	55L	ZY2	X			Autumnwood, Lt
BLUE, MED-GREEN (Met)\Pewter, Lt (Met)		35U	11L	ZY2	X		X	Pewter, Lt
COPPER (Met)\Autumnwood, Lt (Met)		69U	55L	ZY2	X			Autumnwood, Lt
COPPER (Met)\Pewter, Lt (Met)		69U	11L	ZY2	X		X	Pewter, Lt
GREEN, EMERALD (Met)\Autumnwood, Lt (Met)		43U	55L	ZY2	X			Autumnwood, Lt
GREEN, EMERALD (Met)\Pewter, Lt (Met)		43U	11L	ZY2			X	Pewter, Lt
PEWTER, LT (Met)\Black, Onyx		11U	41L	ZY2			X	Black, Onyx
RED, CARMINE DK, (Met)\Autumnwood, Lt (Met)		51U	55L	ZY2	X			Autumnwood, Lt
RED, CARMINE DK, (Met)\Pewter, Lt (Met)		51U	11L	ZY2			X	Pewter, Lt
RED, VICTORY\Autumnwood, Lt (Met)		74U	55L	ZY2	X			Autumnwood, Lt
RED, VICTORY\Black, Onyx		74U	41L	ZY2	X		X	Black, Onyx
RED, VICTORY\Pewter, Lt (Met)		74U	11L	ZY2			X	Pewter, Lt
WHITE, SUMMIT\Autumnwood, Lt (Met)		50U	55L	ZY2	X			Autumnwood, Lt
WHITE, SUMMIT\Pewter, Lt (Met)		50U	11L	ZY2		X	X	Pewter, Lt
+	PEWTER, LT (Met)\Blue Indigo (Met)	11U	39L	ZY2		X	X	N/A

+N/A K3500

STANDARD EQUIPMENT SUMMARY

CHEYENNE SILVERADO

CHASSIS

BATTERY:	HEAVY-DUTY 600 CCA	S	S
BRAKES:	4-WHEEL ANTI-LOCK POWER FRONT DISC/REAR DRUM	S	S
ENGINE:	VORTEC 5700 V8 SFI	S	S
FUEL CAPACITY:	34 GALLON	S	S
GENERATOR:	100 AMP	S	S
STEERING:	SPEED SENSITIVE, POWER (EVO)	S	S
SUSPENSION FRT:	2WD-INDEPENDENT COIL	S	S
	4WD-INDEPENDENT TORSION BAR	S	S
SUSPENSION RR:	MULTI-LEAF SPRINGS	S	S
TRANSMISSION:	5-SPEED MANUAL, W/DEEP LOW AND OVERDRIVE	S	S

INTERIOR

AIR CONDITIONING:	FRONT	-	S
ASSIST HANDLES:	PASSENGER	S	S
CONVENIENCE GP:	POWER WINDOWS, LOCKS,	-	S
	TILT WHEEL AND CRUISE CONTROL	-	S
CUPHOLDERS:	DUAL IN DASH	S	S
FLOOR COVERING:	COLOR-KEYED CARPET W/RUBBER FLOOR MATS	-	S
	COLOR-KEYED RUBBER	S	-
GAUGES:	TRIP ODOMETER, OIL PRESSURE, VOLTMETER,		
	TACHOMETER & TEMPERATURE	S	S
GLASS:	SOLAR RAY TINTED, ALL WINDOWS	S	S
HEADLINER:	FULL COLOR-KEYED CLOTH	S	S
LIGHTING:	DOME W/LH & RH DOOR SWITCH W/DELAYED		
	ENTRY FEATURE, READING ASHTRAY, GLOVE-BOX,		
	UNDERHOOD AND CARGO LAMPS	S	S
POWER POINTS:	DUAL COVERED	S	S
RADIO:	AM/FM STEREO W/SEEK-SCAN AND CLOCK	S	-
	AM/FM STEREO W/SEEK-SCAN, CLOCK AND CASSETTE TAPE	-	S
SCOTCHGARD:	ALL CLOTH AND CARPET SURFACES	S	S
SEATS:	VINYL BENCH SEAT	S	S
SECURITY:	Passlock®, THEFT DETERRENT SYSTEM	S	S
STEERING WHEEL:	SIMULATED LEATHER	S	-
	LEATHER WRAPPED	-	S
STORAGE TRAY:	FULL WIDTH BEHIND SEAT	-	S
SUNSHADES:	CLOTH COVERED W/LH STORAGE STRAP AND RH MIRROR	S	S
WARNING TONE:	KEY-IN-IGNITION BUZZER	S	S

C/K 3500 CREW CAB PICKUP**STANDARD EQUIPMENT SUMMARY****CHEYENNE SILVERADO****EXTERIOR**

BUMPER FRONT:	CHROME	S	-
	CHROME W/BLACK RUB STRIP	-	S
BUMPER REAR:	PAINTED REAR BUMPER	S	-
	CHROME W/STEP PAD	-	S
FLARES:	WHEEL OPENING (K3500 ONLY)	S	S
GRILLE:	MOLDED, PAINTED ARGENT	S	-
	CHROME DELUXE	-	S
HEADLAMPS:	SINGLE RECTANGULAR HALOGEN	S	-
	DUAL COMPOSITE - HALOGEN	-	S
LIGHTS:	DAYTIME RUNNING	S	S
MIRRORS:	BREAK-A-WAY OSRV, BLACK	S	-
	ELECTRIC, REMOTE CONTROL, BLACK	-	S
MOLDINGS:	BODY SIDE WITH BRIGHT TRIM AND		
	BRIGHT WHEEL OPENING TRIM (C3500 & R04)	-	S
NAMEPLATES:	BADGE NAME/DECAL ON TAILGATE	S	S
	CHEYENNE BADGE ON B-PILLAR	S	-
	SILVERADO BADGE ON B-PILLAR	-	S
SPARE TIRE:	FULL SIZE TIRE & WHEEL, W/WINCH TYPE CARRIER		
	MOUNTED UNDER REAR FRAME	S	S
TAILGATE:	REMOVABLE	S	S
TOW HOOKS:	TWO FRONT ON 4X4 MODELS	S	S
WHEELS:	SILVER PAINTED W/BLACK CENTER CAP	S	-
	RALLY WHEEL TRIM	-	S
WIPERS:	INTERMITTENT WINDSHIELD W/PULSE WASHERS	S	S
WIRE HARNESS:	8 LEAD TRAILERING	S	S

MODEL AND BODY

	<u>Description</u>	<u>Model No</u>	<u>Body</u>	<u>Wheel Base</u>
2-WHEEL-DRIVE MODELS				
*22774.20	Fleetside	CC30943	E63	168.5
4-WHEEL-DRIVE MODELS				
*25948.20	Fleetside	CK30943	E63	168.5

*Includes Destination & Handling

CAPACITIES

	SPRINGS	AXLES
C30943	lb.	lb.
FRONT (Base)	4100	4100
REAR (Base)	6084	6084
REAR (Base) w/R05	7500	7500
K30943		
FRONT (Base)	4500	4250
REAR (Base)	6084	6084
REAR (Base) w/R05	7500	7500

*** GVWR SELECTOR (Must Specify GVW Option)**

<u>GVW Option</u>	<u>GVW</u>	<u>GAWR*</u>		<u>Minimum Equipment Required for GVW Rating</u>
Required	Rating lb.	Front	Rear	
C30943				
C6U	9000	4100	6084	Requires R04 Wheels
C7A	10000	4100	7500	Requires R05 Wheels
K30943				
C6W	9200	4500	6084	Requires R04 Wheels
C7A	10000	4500	7500	Requires R05 Wheels

*GAWR's shown are the minimum for each axle with equipment listed. Other GAWR's are available and are determined as the minimum capacity of either axle, springs or tires.

C/K 3500 CREW CAB PICKUP

POWER TEAMS (Must Specify Engine, Transmission and Rear Axle)

(Consult GVWR Selector for Minimum Equipment Required)

MODEL & ENGINE	TRANSMISSIONS		AXLES		GVWR Lb.
	5-Speed Manual Heavy Duty	4-Speed Automatic Heavy Duty	4.10	4.56	
CC30943					
L31 Vortec 5700 V8 SFI	MW3		(a)GT5		9000
		MT1	GT5		9000
L29 Vortec 7400 V8 H.D. SFI	MW3		(a)GT5		9000
		MT1	GT5		9000
L65 Turbo Diesel 6.5 Liter V8	MW3	MT1	GT5		9000
L31 Vortec 5700 V8 SFI	MW3		(a)GT5	(a)HC4	10000
		MT1	GT5	HC4	10000
L29 Vortec 7400 V8 H.D. SFI	MW3		(a)GT5	(a)HC4	10000
		MT1	GT5	HC4	10000
L65 Turbo Diesel 6.5 Liter V8	MW3	MT1	GT5		10000
CK30943					
L31 Vortec 5700 V8 SFI	MW3		(a)GT5		9200
		MT1	GT5		9200
L29 Vortec 7400 V8 H.D. SFI	MW3		(a)GT5		9200
		MT1	GT5		9200
L65 Turbo Diesel 6.5 Liter V8	MW3	MT1	GT5		9200
L31 Vortec 5700 V8 SFI	MW3		(a)GT5	(a)HC4	10000
		MT1	GT5	HC4	10000
L29 Vortec 7400 V8 H.D. SFI	MW3		(a)GT5	(a)HC4	10000
		MT1	GT5	HC4	10000
L65 Turbo Diesel 6.5 Liter V8	MW3	MT1	GT5		10000

(A) N/A YF5 California Emissions

TIRES: (Must Specify Front and Rear) (Spare Tire (Matches Rear Tire) is Included)

DESCRIPTION:

TUBELESS: Steel Belted Radial

C30943

LT215/85R16-D B/W

LT225/75R16-D B/W

LT225/75R16-D B/W

LT245/75R16-E B/W

LT245/75R16-E B/W

K30943

LT215/85R16-D B/W

(a) LT215/85R16-D B/W

LT225/75R16-D B/W

LT225/75R16-D B/W

LT245/75R16-E B/W

LT245/75R16-E B/W

(a) Requires F60 Springs

B/W = Blackwall

	Highway			All Seasons			On-Off Road		
		Single	Dual		Single	Dual		Single	Dual
	Front	Rear	Rear	Front	Rear	Rear	Front	Rear	Rear
	XYK		YYK						
				XHP		YHP			
				XHP					YHR
				XHH	YHH				
				XHH				YGK	
	XYK		YYK						
							XYL		YYL
							XHR		YHR
				XHP		YHP			
				XHH	YHH				
							XGK	YGK	

C/K 3500 CREW CAB PICKUP

MUST SPECIFY PEG

No Deletions Allowed. Additional Options/Upgrades (where Indicated)
May Be Ordered from the Additional Ordering Option Listing

		1SA	1SB	1SC
CHEYENNE DECOR		X	-	-
Fleetside Body Code	E63	X	X	X
SILVERADO DECOR		-	X	-
SILVERADO DECOR (Requires Leather Trim)		-	-	X
Keyless Entry	AU0	-	-	X
Seat, Power	AG9	-	-	X
Trim, Leather (a)	AE7	-	-	X

(a) Must Specify Trim Color. May Upgrade to A95 Seat.

MARKETING PACKAGES

COMFORT & CONVENIENCE PACKAGE: ORDERING OPTION R9A

Reqs PEG 1SA **\$1,337.00**

Includes:

C60	Air Conditioning
ZQ3	Tilt and Cruise
UM6	Radio w/Cassette

BRIGHT APPEARANCE PACKAGE: ORDERING OPTION R9B

Reqs PEG 1SA **\$350.00**

Includes:

V22	Appearance Package
VB3	Chrome Rear Step Bumper w/Rub Strip
P06	Rally Wheels (Upgrade Allowed)

CHEYENNE AND SILVERADO DECOR OPTION AVAILABILITY

ADDITIONAL OPTIONS

OPTION

ACKNOWLEDGMENTS:

- R8S Multiple Order Numbers
- R8T Preliminary Invoice (Refer Vehicle Price Schedule for Prices)
- K47 **AIR CLEANER:** High Capacity

AIR CONDITIONING: (MUST SPECIFY)

(One of the Following Options Must be Ordered with PEG 1SA w/o Convenience Pkg. R9A)

- YG6 Air Conditioning Not Desired
- C60 Front Air Conditioning: (Included w/Silverado Decor)
 - w/1SB, 1SC or R9A
 - w/1SA
- V22 **APPEARANCE PACKAGE:** (Includes Chrome Grille, Composite Halogen Headlamps and Dual Note Horn)
 - (Included w/Silverado Decor)
 - w/1SB, 1SC or R9B
 - w/1SA

AXLES, REAR:

- GT5 4.10 Ratio
- HC4 4.56 Ratio (Includes G80 Locking Differential)
- G80 Locking Differential (Included w/HC4 Axle)
 - w/HC4
 - w/o HC4

TP2 **BATTERY:** Auxiliary (N/A Diesel Eng.)

BZY **BEDLINER:** Under Rail

BODY CODE: 8 Ft. Fleetside

E63 Fleetside Body

BUMPER EQUIPMENT: Vehicles registered in certain states must have a rear bumper to be operated on their roads. Consult your local laws.

EF1 Bumper, Rear Delete Provisions: (N/A Z82 Trailering Pkg.)

- w/1SA
- w/1SB or 1SC

VB3 Bumper, Chromed Rear Deluxe w/Rub Strip (Included w/Silverado Decor)

- w/1SB, 1SC or R9B
- w/1SA

V10 **COLD CLIMATE PACKAGE:** (Includes Eng Block Heater) (N/A Diesel Eng.)

ZQ3 **CONVENIENCE GROUP:** Tilt Wheel and Speed Control (Included w/Silverado Decor)

- w/1SB, 1SC or R9A
- w/1SA

C49 **DEFOGGER:** Rear Window, Electric (Requires C60 Air or Silverado Decor) (N/A A28 Window)

EMISSIONS: (MUST SPECIFY) (Refer Emission Requirements Tab Section)

- FE9 Federal Emission Requirements
- YF5 California Emission Requirements
- NG1 New York, Massachusetts or Connecticut Emissions Requirements
- NB8 CA, NY, MA or CT Emission Override (Requires FE9 Federal Emissions)
- NC7 Federal Emissions Override (Requires YF5 or NG1)

C/K 3500 CREW CAB PICKUP

CHEYENNE AND SILVERADO DECOR OPTION AVAILABILITY

ADDITIONAL OPTIONS

OPTION

- ENGINE: (MUST SPECIFY)** (Refer Power Teams Chart)
- L31 Vortec 5700 V8 SFI
- L29 Vortec 7400 V8 SFI
- L65 6.5 Liter V8 Turbo Diesel (Includes Heavy-Duty Auxiliary Battery)
- AJ1 **GLASS:** Deep Tinted Solar-Ray (When C49 Defogger is specified, Rear Window is Light Tint Glass)
- w/A28
- w/o A28
- GVWR: (Must Specify One)** (Refer GVWR Selector Chart for Availability)
- C6U 9000 lb.
- C6W 9200 lb.
- C7A 10000 lb.
- AU0 **KEYLESS ENTRY:** Remote (Included w/PEG 1SC) (Requires Silverado Decor)
- w/1SC
- w/o 1SC
- U01 **LAMPS:** Roof Marker (N/A YF5 California Emissions w/R04 Single Rear Wheels)
- (Included w/R05 Dual Rear Wheels)
- w/R05
- w/o R04
- VK3 **LICENSE PLATE BRACKET:** Front
- AU3 **LOCKS:** Power Door (Requires Base Peg) (Included w/Silverado Decor)
- MIRRORS:**
- DF2 Camper Type, Exterior Stainless Steel 7.5"W x 10.5"H.
- w/1SB or 1SC
- w/1SA
- PAINT, EXTERIOR:** (Refer Color/Trim Charts for Availability)
- ZY1 Solid
- RADIO EQUIPMENT:**
- UM6 Electronically Tuned AM/FM Stereo Radio w/Seek-Scan, Digital Clock and Cassette Tape
- (Included w/Silverado Decor)
- w/1SB or 1SC or R9A
- w/1SA w/o R9A
- UL0 Electronically Tuned AM/FM Stereo Radio w/Seek-Scan, Digital Clock, Automatic Tone Control, Cassette Tape, Theft Lock and Speed Compensated Volume (Includes Enhanced Performance Speaker System) (Requires Silverado Decor)
- UN0 Electronically Tuned AM/FM Stereo Radio w/Seek-Scan, Digital Clock, Automatic Tone Control, Compact Disc Player, Theft Lock and Speed Compensated Volume (Includes Enhanced Performance Speaker System. (Requires Silverado Decor)
- UP0 Electronically Tuned AM/FM Stereo Radio w/Seek-Scan, Digital Clock, Automatic Tone Control, Stereo Cassette Tape w/Search and Repeat, Compact Disc Player, Theft Lock and Speed Compensated Volume (Includes Enhanced Performance Speaker System) (Requires Automatic Trans. and Silverado Decor)
- UL5 Radio Delete (Requires Cheyenne Decor)
- AG9 **SEAT, POWER:** Driver only. (Included w/PEG 1SC) (N/A A52 Bench Seat)
- w/1SC
- w/o 1SC

CHEYENNE AND SILVERADO DECOR OPTION AVAILABILITY

ADDITIONAL OPTIONS

OPTION

SEAT TYPE: (MUST SPECIFY) (Refer Color/Trim Chart for Availability)

- A52 Bench Seat (Includes Storage Armrest and Power Lumbar w/Custom Cloth or Leather Trim)
w/1SA or 1SB w/o Leather
w/1SB w/Leather
- AE7 Bench Seat, 60/40 Reclining Seat. (Includes Storage Armrest and Power Lumbar
w/Custom Cloth or Leather Trim) (Included w/PEG 1SC)
w/1SC
w/1SA or 1SB w/o Leather
w/1SB w/Leather
- A95 Bucket Seats, High Back, Reclining. (Includes Power Lumbar, Floor Console and an Overhead Console)
(Requires Silverado Decor)
w/1SC
w/1SB w/o Leather
w/1SB w/Leather
- NZZ **SKID PLATE PACKAGE:** (K3500 only) (Includes Fuel Tank Shield and Front Differential
and Transfer Case Shields)
- F60 **SPRINGS:** Front, Heavy-Duty (K3500 only)
TIRES: (Refer Tire Chart for Availability and to the Vehicle Price Schedule for Prices)
- V76 **TOW HOOKS:** Two Front (Std K3500)
- Z82 **TRAILERING SPECIAL EQUIPMENT:** Heavy-Duty (Includes Trailer Hitch Platform)
(NA EF1 Bumper Delete)
- TRANSMISSIONS: (MUST SPECIFY)** (Refer Power Teams Chart for Availability)
- MW3 5-Speed Manual Deep Low with Overdrive, Heavy Duty
- MT1 4-Speed Electronically Controlled Automatic w/Overdrive, Heavy-Duty (Includes Aux.Trans. Cooler)
- P06 **WHEEL TRIM:** Rally (Included w/Silverado Decor)
w/1SB or 1SC or R9B
w/1SA
- WHEELS, REAR: (MUST SPECIFY)** One of the following Wheel Options Must Be Specified:
- R04 Single Rear
- R05 Dual Rear (Includes U01 Roof Marker Lamps and Tailgate Lamps)
- A28 **WINDOWS:** Sliding Rear

C/K 3500 CREW CAB PICKUP

ZY1 PAINT INTERIOR AND EXTERIOR COLOR AVAILABILITY CHART

PLEASE NOTE: Below are the interior trim color and exterior paint combinations recommended by Chevrolet. They are the only available interior and exterior combinations allowed.

TRIM LEVEL		SEAT	INTERIOR COLORS					
(Must Specify Seat Option and Interior Color)		OPT	Neutral	Blue	Gray	Red		
CHEYENNE (STD DECOR)								
Vinyl Bench Seat		A52	52V	26V	13V	79V		
SILVERADO DECOR								
Custom Cloth Bench Seat		A52	52D	26D	13D	79D		
+ Custom Leather Bench Seat		A52	522	262	132	792		
Custom Cloth Reclining Split Bench Seat		AE7	52D	26D	13D	79D		
+ Custom Leather Reclining Split Bench Seat		AE7	522	262	132	792		
Custom Cloth Reclining High Back Bucket Seats		A95	52D	26D	13D	79D		
+ Custom Leather Reclining High Back Bucket Seats		A95	522	262	132	792		
+ Leather on Seating Surface Only								
EXTERIOR COLORS with ZY1 Paint		Color Code 1	Paint Scheme	Interior & Exterior Combinations shown are the only Combinations Available			(a)Wheel Flare Color Molding	
BLACK, ONYX		41U	ZY1	X		X	X	Black
BLUE, INDIGO (Met)		39U	ZY1	X	X	X		Dk Argent
BLUE, MED-GREEN (Met)		35U	ZY1	X		X		Dk Argent
COPPER, DK (Met)		69U	ZY1	X		X		Copper
GREEN EMERALD (Met)		43U	ZY1	X		X		Dk Argent
PEWTER, LT (Met)		11U	ZY1		X	X	X	Pewter
RED, CARMINE DK, (Met)		51U	ZY1	X		X	X	Red, Carmine
RED, VICTORY		74U	ZY1	X		X	X	Dk Argent
WHITE, SUMMIT		50U	ZY1	X	X	X	X	Dk Argent

(a)Standard on 4-Wheel Drive. (Included on Front Only w/Dual Rear Wheels)




C/K Chassis-Cab

Dealer Order Guide inserts are your first look at Chevy Truck models for 1998. Overall improvements, changes and deletions are highlighted. Use these inserts to assist you in ordering your initial shipments. NOTE: This information is preliminary and is subject to change.

FOCUS/FEATURE: C3500 HD Chassis-Cab with Silverado Trim and PEG 15Q



C/K Chassis-Cab at a glance



C/K Chassis-Cab is the ideal vehicle for van, retriever, dump, stake or other commercial body. The 3500 Series is preferred by many body suppliers.

Standard PassLock theft-deterrent system is a new feature for 1998.



The Focus vehicle is the model chosen for its saleability. It is equipped with the product features that customers want most. Generally, it is the "volume" vehicle that comprises the majority of the build. You'll want to be sure you have several of these models in stock. NOTE: Model, PEG and optional equipment may vary in your locality. Use the Retail Sales Analysis (RSA) to verify or select your dealership's Focus vehicle content.



The Feature vehicle is the "image" model Chevy Truck will profile most in its advertising. Generally, it does the best job of capturing attention and creating consumer awareness.

C3500 HD Chassis-Cab with Silverado Trim and PEG 15Q

(Image above — shown with utility body from an independent supplier)

The 1998 C/K Chassis-Cab Focus/Feature vehicle is the C3500 HD Silverado. With standard dual rear wheels, this is the ideal truck for commercial utility applications requiring light to medium payload ranges.

Ordering Recommendations:

The recommended C3500 HD Chassis-Cab content, based on national sales volume, is listed below to assist your dealership in ordering.


C3500 HD Chassis-Cab with Preferred Equipment Group 15Q includes:

- Silverado Decor.


Silverado uplevel decor content features the following equipment in addition to or replacing the standard decor:

- Air Conditioning
- AM/FM Stereo with Seek-Scan, Cassette Player and Digital Clock
- Tilt-Wheel™ Adjustable Steering Column
- Electronic Speed Control with Resume Speed
- Deluxe Front Chrome Grille Package with Bright Trim
- Dual Composite Halogen Headlamps
- Leather-Wrapped Steering Wheel
- Color-Keyed Carpeting
- Color-Keyed Floor Mats
- Power Door Locks
- Power Windows.


Trim Colors



Vinyl available in Neutral, Blue, Gray and Red.



Cloth available in Neutral, Blue, Gray and Red.







Custom Cloth available in Neutral, Blue, Gray and Red.

NOTE: C3500 HD Chassis-Cab available in Neutral or Gray only.

C/K Chassis-Cab


Seat Styles




- A. Vinyl bench seat (standard on C3500 HD models).
- B. Cloth bench seat.*
- C. Custom Cloth 60/40 split-bench seat.*
- D. Custom Cloth high-back bucket seats.*

*Not available on C3500 HD models.


Wheels



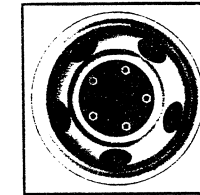
Standard 16" silver-painted steel wheels with black hub ornament — Cheyenne.



(RPO P06) 16" Rally Wheel trim — optional. Standard with Silverado.



Standard 16" front wheel on models with dual rear wheels.* Shown with available (RPO P06) Rally trim.†



Standard on C3500 HD Chassis-Cab front wheel. Argent-painted with black center cap.

*Except C3500 HD Chassis-Cab. †Includes bright trim ring and center cap.

Most Popular Exterior Colors with Corresponding Interior Color Availability

Chassis-Cab C3500 HD

INTERIOR MATERIAL COLORS

	Neutral	Gray
EXTERIOR COLORS		
Frost White	✓	✓
Apple Red	✓	✓
Midnight Black	✓	✓

See order guide for color availability by model.

Chassis-Cab (except C3500 HD)

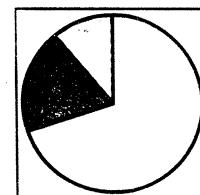
INTERIOR MATERIAL COLORS

	Neutral	Blue	Gray	Red
EXTERIOR COLORS				
Summit White	✓	✓	✓	✓
Victory Red	✓		✓	✓
Emerald Green Metallic	✓		✓	

See order guide for color availability by model.


Most Popular Exterior Colors by Percentage

Below are the anticipated most popular C/K Chassis-Cab colors for 1998, based on national sales volume. They are listed for reference only. To identify the top-selling colors in your area, by model, use the Retail Sales Analysis (RSA).



C3500 HD Only

Frost White	70%
Apple Red	15%
Midnight Black	4%
Other colors	11%




Chassis-Cab (except C3500 HD)

Summit White	46%
Victory Red	11%
Emerald Green Metallic	7%
Other colors	36%



C/K Chassis-Cab



P.D.S.E.I. helps explain 1998 truck models for this brand. Overall improvements, changes and deletions are highlighted. Please review the supplied information, keeping in mind that this material is provided to you before production start-up — and may change.

P.D.S.E.I. *New-for-'98 features appear in color.*



PERFORMANCE

• **AUTOMATIC TRANSMISSION ENHANCEMENTS (MT1)** — feature an electronically controlled converter clutch for improved efficiency. • **STANDARD VORTEC 5700 V8 SFI ENGINE** — provides impressive power; smooth, quiet performance; and extended maintenance intervals (Vortec 7400 V8 SFI standard on C3500 HD). • **AVAILABLE DIESEL POWER** — eager 6.5 Liter Turbo-Diesel V8 is an ideal choice for fleets and trailer towing. • **ELECTRONIC VARIABLE ORIFICE STEERING (EVO)** — improves steering ease at lower vehicle speeds, reverts to normal steering effort at higher speeds.



DURABILITY

• **100,000-MILE SPARK PLUGS** — can last up to 100,000 miles before replacement.* • **EXTENDED-LIFE COOLANT** — good for up to 5 years/150,000 miles.* • **SERPENTINE BELT ACCESSORY DRIVE** — can last up to 100,000 miles before replacement.* • **NO NEED TO CHECK ENGINE TIMING** — ever. • **TWO-SIDE-GALVANIZED STEEL** — on all exterior body panels (except roof); provides maximum corrosion protection. • **BUMPER TO BUMPER LIMITED WARRANTY** — protection for 3 years/36,000 miles, with no deductible. • **6.5 LITER V8 DIESEL ENGINE 5-YEAR/100,000-MILE WARRANTY** — \$100 deductible after 3 years/36,000 miles.

*Maintenance needs vary with different uses and driving conditions. See owner's manual for more information.



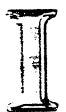
SAFETY

• **PassLock THEFT-DETERRENT SYSTEM** — disables vehicle from further starting attempts for ten minutes if an invalid key is used. • **4-WHEEL ANTI-LOCK BRAKE SYSTEM (ABS)** — helps maintain steering control and minimizes wheel lockup on most slippery surfaces. • **STEEL SIDE-DOOR BEAMS** — add the strength and security of steel for greater protection. • **STANDARD CRUSH ZONES** — frontal structure is designed to "crush" in a controlled manner to help absorb crash energy.



EXTERIOR

• **BASECOAT/CLEARCOAT PAINT** — resists fading and provides a high-gloss shine for long-lasting exterior beauty. • **ANTI-CHIP FEATURE** — helps prevent damage to finish on lower-body surfaces. • **TRIM LEVELS** — choice of Cheyenne or Silverado trim levels.



INTERIOR

• **COMPARTMENTALIZED FRONT-BENCH SEAT ARMREST*** — offers more concealed stowage space, as well as handy coin holder, map net and writing surface. • **ILLUMINATED ENTRY FEATURE** — dome lamp remains on for 20 seconds, allowing visibility at night. • **SCOTCHGARD™ PROTECTOR** — on cloth seats, door panels and floor carpeting, resists stains for easy cleanup.

*Requires Silverado Decor with Custom Cloth trim.

Competitive Models

- Ford F-Series
- Dodge Ram.

New for 1998

- An important addition this year is the standard PassLock theft-deterrent system. It prevents the vehicle from being started without the proper key. If unauthorized use is attempted, the vehicle is disabled from further attempts for ten minutes.
- Automatic transmission enhancements include a new electronically controlled converter clutch, which helps improve operating efficiency and driveability.

Additional Information on Significant Features

- The optional Convenience Package (R9A), available with Cheyenne decor, teams together popular convenience options for greater customer appeal. It includes:
 - Air Conditioning
 - Tilt-Wheel™ Adjustable Steering Column with Electronic Speed Control with Resume Speed
 - ETR AM/FM Stereo with Cassette Player.*
- The optional Appearance Package (V22), available with Cheyenne decor, lets you offer an eye-catching model that can broaden your promotional truck selection for 1998. It includes:
 - Chrome Grille
 - Composite Halogen Headlamps
 - Dual Horns.*

* The package features are included with Silverado decor.

Deletions

Three exterior colors have been deleted for 1998*: Light Blue Metallic (#27), Light Autumnwood Metallic (#55) and Quicksilver Metallic (#96) have been replaced by three new colors: Light Pewter Metallic (#11), Indigo Blue Metallic (#39) and Dark Copper Metallic (#69).

*Except for C3500 HD Chassis-Cab models.

Forecasted Percent of Mix

SERIES

C/K2500	7%
C/K3500	93%
Total	100%

MODELS

2WD	69%
4WD	31%*
Total	100%

TRIM LEVELS

Cheyenne	74%
Silverado	26%
Total	100%

ENGINES

Vortec 5700 V8 SFI	44%
Vortec 7400 V8 SFI	28%
6.5L V8 Turbo-Diesel HD	28%
Total	100%

TRANSMISSIONS

5-Speed Heavy-Duty Manual with Deep Low and Overdrive	36%
4-Speed Electronically Controlled Heavy-Duty Automatic with Overdrive	64%
Total	100%

*Not available on 3500 HD.

STANDARD EQUIPMENT SUMMARY

CHEYENNE SILVERADO

CHASSIS

BATTERY:	HEAVY-DUTY 600 CCA	S	S
BRAKES:	4-WHEEL ANTI-LOCK POWER FRONT DISC/REAR DRUM	S	S
ENGINE:	VORTEC 5700 V8 SFI	S	S
FUEL CAPACITY:	34 GALLON	S	S
GENERATOR:	100 AMP	S	S
STEERING:	SPEED SENSITIVE, POWER (EVO)	S	S
SUSPENSION FRT:	2WD-INDEPENDENT COIL	S	S
	4WD-INDEPENDENT TORSION BAR	S	S
SUSPENSION RR:	MULTI-LEAF SPRINGS	S	S
TRANSMISSION:	5-SPEED MANUAL, W/DEEP LOW AND OVERDRIVE	S	S

INTERIOR

AIR CONDITIONING:	FRONT	-	S
ASSIST HANDLES:	PASSENGER	S	S
CONVENIENCE GP:	POWER WINDOWS, LOCKS,	-	S
	TILT WHEEL AND CRUISE CONTROL	-	S
CUPHOLDERS:	DUAL IN DASH	S	S
FLOOR COVERING:	COLOR-KEYED CARPET W/RUBBER FLOOR MATS	-	S
	COLOR-KEYED RUBBER	S	-
GAUGES:	TRIP ODOMETER, OIL PRESSURE, VOLTMETER,		
	TACHOMETER & TEMPERATURE	S	S
GLASS:	SOLAR RAY TINTED, ALL WINDOWS	S	S
HEADLINER:	FULL COLOR-KEYED CLOTH	S	S
LIGHTING:	DOME W/LH & RH DOOR SWITCH W/DELAYED		
	ENTRY FEATURE, READING ASHTRAY, GLOVE-BOX,		
	UNDERHOOD AND CARGO LAMPS	S	S
POWER POINTS:	DUAL COVERED	S	S
RADIO:	AM/FM STEREO W/SEEK-SCAN AND CLOCK	S	-
	AM/FM STEREO W/SEEK-SCAN, CLOCK AND CASSETTE TAPE	-	S
SCOTCHGARD:	ALL CLOTH AND CARPET SURFACES	S	S
SEATS:	VINYL BENCH SEAT	S	S
SECURITY:	Passlock®, THEFT DETERRENT SYSTEM	S	S
STEERING WHEEL:	SIMULATED LEATHER	S	-
	LEATHER WRAPPED	-	S
STORAGE TRAY:	FULL WIDTH BEHIND SEAT	-	S
SUNSHADES:	CLOTH COVERED W/LH STORAGE STRAP AND RH MIRROR	S	S
WARNING TONE:	KEY-IN-IGNITION BUZZER	S	S

C/K 2500 CHASSIS-CAB**STANDARD EQUIPMENT SUMMARY****CHEYENNE SILVERADO****EXTERIOR**

BUMPER FRONT:	CHROME	S	--
	CHROME W/BLACK RUB STRIP	--	S
FLARES:	WHEEL OPENING (K2500 ONLY)	S	S
GRILLE:	MOLDED, PAINTED ARGENT	S	--
	CHROME DELUXE	--	S
HEADLAMPS:	SINGLE RECTANGULAR HALOGEN	S	--
	DUAL COMPOSITE - HALOGEN	--	S
LIGHTS:	DAYTIME RUNNING	S	S
MIRRORS:	BREAK-A-WAY OSRV, BLACK	S	--
	ELECTRIC, REMOTE CONTROL, BLACK	--	S
NAMEPLATES	CHEYENNE BADGE ON B-PILLAR	S	--
	SILVERADO BADGE ON B-PILLAR	--	S
TOW HOOKS:	TWO FRONT ON 4X4 MODELS	S	S
WHEELS:	SILVER PAINTED W/BLACK CENTER CAP	S	--
	RALLY WHEEL TRIM	--	S
WIPERS:	INTERMITTENT WINDSHIELD W/PULSE WASHERS	S	S
WIRE HARNESS:	8 LEAD TRAILERING	S	S

MODEL AND BODY

DESCRIPTION MODEL BODY WHEEL BASE

2-WHEEL-DRIVE MODEL

*18924.36 Chassis-Cab CC20903 ZW9 131.5

4-WHEEL-DRIVE MODEL

*21679.36 Chassis-Cab CK20903 ZW9 131.5

*Includes Destination & Handling

* GVWR SELECTOR (Must Specify GVW Option)

GVW Option	GVW	GAWR*	
		Front	Rear
C20903	lb.	lb.	lb.
C6P	8600	3600	6000
K20903			
C6P	8600	4200	6000

* GAWR's shown are the minimum for each axle with equipment listed. Other GAWR'S are available and are determined as the minimum capacity if either axle, springs or tires.

CAPACITIES

	SPRINGS	AXLES
C20903	lb.	lb.
FRONT	3600	3800
REAR	6084	6084
K20903		
FRONT	4250	4250
REAR	6084	6000

C/K 2500 CHASSIS-CAB

POWER TEAMS: (MUST SPECIFY)

(Consult GVWR Selector for Minimum Equipment Required)

MODEL & ENGINE	TRANSMISSIONS		AXLES		GVWR
	5-Speed Manual	4-Speed Automatic	3.73	4.10	
CC20903					
L31 Vortec 5700 V8 SFI	MW3		(a)GT4	(a)GT5	8600
		MT1	GT4	GT5	8600
L29 Vortec 7400 V8 H.D. SFI	MW3	MT1	GT4	GT5	8600
L65 Turbo Diesel 6.5 Liter V8	MW3	MT1	GT4	GT5	8600
CK20903					
L31 Vortec 5700 V8 SFI	MW3	MT1	(a)GT4	(a)GT5	8600
L29 Vortec 7400 V8 H.D. SFI	MW3	MT1	GT4	GT5	8600
L65 Turbo Diesel 6.5 Liter V8	MW3	MT1	GT4	GT5	8600

(a) N/A YF5 California Emissions

TIRES: (Must Specify Front and Rear) (Spare Tire is Optional)

Description	All Season		On-Off Road		Spare
	Front	Rear	Front	Rear	
TUBELESS Steel Belted Radial					
C20903					
LT245/75R16-D B/W	XHH	YHH			ZHH
LT245/75R16-D B/W	XHH			YGK	ZGK
K20903					
LT245/75R16-D B/W	XHH	YHH			ZHH
LT245/75R16-D B/W			XGK	YGK	ZGK

B/W = Blackwall

MUST SPECIFY PEG

No Deletions Allowed. Additional Options/Upgrades (where indicated)
 May Be Ordered from the Additional Ordering Option Listing

		1SM	1SN	1SR
CHEYENNE DECOR		X	--	--
Chassis Cab Body Code	ZW9	X	X	X
SILVERADO DECOR		--	X	--
SILVERADO DECOR (Req. Leather Trim)		--	--	X
) Keyless Entry	AU0	--	--	X
Mirror, Electrochromic ISRV w/8 Point Compass	DD7	--	--	X
Trim, Leather	AE7	--	--	X

MARKETING PACKAGE

Preferred Equipment Group Savings

COMFORT & CONVENIENCE PACKAGE:

ORDERING OPTION R9A

Requires PEG 1SM **\$1,337.00**

Includes:

- C60 Air Conditioning
- ZQ3 Tilt and Cruise
- UM6 Radio/Cassette

1SM Peg Savings

****(-500.00)** w/1SM & R9A

1SN or 1SR Peg Savings

****(-750.00)**

CHEYENNE AND SILVERADO DECOR OPTION AVAILABILITY

OPTION ACKNOWLEDGEMENTS:

- R8S Multiple Order Numbers
- R8T Preliminary Invoice (Refer Vehicle Price Schedule for Prices)
- K47 **AIR CLEANER: High Capacity**
- AIR CONDITIONING:** (One of the Following Options Must be Ordered with PEG 1SM w/o Convenience Pkg. R9A)
- YG6 Air Conditioning Not Desired
- C60 Front Air Conditioning: (Included w/Silverado Decor)
- V22 **APPEARANCE PACKAGE:** (Includes Chrome Grille, Composite Halogen Headlamps and Dual Note Horn)
 (Included w/Silverado Decor)
 w/1SN or 1SR
 w/1SM
- AXLES, REAR:**
- GT4 3.73 Ratio (Includes Engine Oil Cooler)
- GT5 4.10 Ratio (Includes Engine Oil Cooler)
- G80 Locking Differential
- TP2 **BATTERY:** Heavy-Duty, Auxiliary (N/A Diesel Engine)

C/K 2500 CHASSIS-CAB

CHEYENNE AND SILVERADO DECOR OPTION AVAILABILITY

ADDITIONAL OPTIONS

OPTION

ZW9 **BODY CODE:** Chassis-Cab

V10 **COLD CLIMATE PACKAGE:** (Includes Eng. Block Heater) (Diesel Eng. Requires Base Decor)

ZQ3 **CONVENIENCE GROUP:** Tilt Wheel and Speed Control (Included w/Silverado Decor)

w/1SN, 1SR or R9A

w/1SM

EMISSIONS: (MUST SPECIFY) Refer Emission Requirement Tab Section

FE9 Federal Emission Requirements

YF5 California Emission Requirements

NG1 NY, MA, CT Emissions Requirements

NB8 CA,NY,MA,CT Emission Override (Requires FE9 Federal Emissions)

NC7 Federal Emissions Override (Requires YF5 or NG1)

ENGINE: (MUST SPECIFY) (Refer Power Teams Chart)

L31 Vortec 5700 V8 SFI

L29 Vortec 7400 V8 SFI

L65 6.5 Liter V8 Turbo Diesel (Includes Heavy-Duty Auxiliary Battery)

KL5 Alternative Fuel (LPG and CNG Conversion Ready) (Requires L31 Eng and Automatic Trans.)

N/A YF5 California Emissions

FLOOR COVERING:

BG9 Full Floor, Rubber, Color-Keyed (Replaces Carpeting and Floor Mats) (Requires Silverado Decor)

B30 Carpet, Floor Covering (Requires Cheyenne Decor)

B32 Floor Mats (Included w/Silverado Decor) (Requires B30 Floor Covering)

AJ1 **GLASS:** Deep Tinted Solar-Ray (Requires A28 Sliding Rear Window)

C6P **GVWR:** 8600 lb.

AU0 **KEYLESS ENTRY:** Remote (Included w/PEG 1SR) (Requires Silverado Decor)

w/1SR

w/1SN

U01 **LAMPS:** Roof Marker (N/A YF5 California Emissions)

VK3 **LICENSE PLATE BRACKET:** Front

AU3 **LOCKS:** Power Door (Included w/Silverado Decor)

MIRRORS:

DF2 Camper Type, Exterior Stainless Steel 7.5" W x 10.5" H.

w/1SN or 1SR

w/1SM

DG5 Senior West Coast, Exterior Stainless Steel 7.0 "W x 16.0" H.

w/1SN or 1SR

w/1SM

DD7 10" Electrochromic Interior ISRV with 8 Point Compass. (Included w/PEG 1SR) (Requires Silverado Decor)

w/1SR

w/1SN

ZY1 **PAINT, EXTERIOR: (MUST SPECIFY)** Solid (Refer Color/Trim Charts for Availability)

CHEYENNE AND SILVERADO DECOR OPTION AVAILABILITY

ADDITIONAL OPTIONS

OPTION

RADIO EQUIPMENT:

- UM6 Electronically Tuned AM/FM Stereo Radio w/Seek-Scan, Digital Clock and Cassette Tape
(Included w/Silverado Decor)
w/1SN or 1SR or R9A
w/1SM
- UL0 Electronically Tuned AM/FM Stereo Radio w/Seek-Scan, Digital Clock, Automatic Tone Control,
Cassette Tape, Theft Lock and Speed Compensated Volume (Includes Enhanced Performance
Speaker System) (Requires Silverado Decor)
- UN0 Electronically Tuned AM/FM Stereo Radio w/Seek-Scan, Digital Clock, Automatic Tone Control,
Compact Disc Player, Theft Lock and Speed Compensated Volume (Includes Enhanced Performance
Speaker System. (Requires Silverado Decor)
- UP0 Electronically Tuned AM/FM Stereo Radio w/Seek-Scan, Digital Clock, Automatic Tone Control,
Stereo Cassette Tape w/Search and Repeat, Compact Disc Player, Theft Lock and Speed
Compensated Volume (Includes Enhanced Performance Speaker System) (Requires Automatic Trans. and
Silverado Decor)
- UL5 Radio Delete (Requires Cheyenne Decor)

SEAT TYPE: (MUST SPECIFY) (Refer Color/Trim Chart for Availability)

- A52 Bench Seat (Includes Storage Armrest and Power Lumbar w/Custom Cloth or Leather Trim)
w/1SM or 1SN w/o Leather
w/1SN w/Leather
- AE7 Bench Seat, 60/40 Reclining Seat. (Includes Storage Armrest and Power Lumbar
w/Custom Cloth or Leather Trim) (Included w/PEG 1SR) (Requires Silverado Decor)
w/1SR
w/1SM or 1SN w/o Leather
w/1SN w/Leather
- A95 Bucket Seats, High Back, Reclining. (Includes Power Lumbar) (Requires Silverado Decor)
w/1SN w/o Leather
- NZZ SKID PLATE PACKAGE: (K2500 only) (Incls Fuel Tank Shield & Front Differential and Transfer Case Shields)
- VYU SNOW PLOW PREP PACKAGE: (K2500 Only) (Includes F60 Front Springs)
- F60 SPRINGS: Front, Heavy-Duty (K2500 only) (Included w/ VYU Snow Pkg)
w/VYU
wo VYU

TIRES: (MUST SPECIFY)(Refer Tire Chart for Availability and to the Vehicle Price Schedule for Prices)

- V76 TOW HOOKS: Two Front (Std K2500)
- NP1 TRANSFER CASE: Electric Shift Control, 2-Speed (Requires 4-Wheel Drive
and Automatic Transmission and either ZQ3 Convenience Pkg. or Silverado Decor)

TRANSMISSIONS: (MUST SPECIFY) (Refer Power Teams Chart for Availability)

- MW3 5-Speed Manual Deep Low with Overdrive, Heavy Duty
- MT1 4-Speed Electronically Controlled Automatic w/Overdrive, Heavy-Duty
- P06 WHEEL TRIM: Rally (Included w/Silverado Decor)
w/1SN or 1SR
w/1SM
- A28 WINDOWS: Sliding Rear

C/K 2500 CHASSIS-CAB

ZY1 PAINT

INTERIOR AND EXTERIOR COLOR AVAILABILITY CHART

PLEASE NOTE: Below are the interior trim color and exterior paint combinations recommended by Chevrolet. They are the only available interior and exterior combinations allowed.

TRIM LEVEL	SEAT	INTERIOR COLORS			
(Must Specify Seat Option and Interior Color)	OPT	Neutral	Blue	Gray	Red
CHEYENNE (STD DECOR)					
Vinyl Bench Seat	A52	52V	26V	13V	79V
Cloth Bench Seat	A52	52C	26C	13C	79C
SILVERADO DECOR					
Custom Vinyl Bench Seat	A52	52V	26V	13V	79V
Custom Cloth Reclining Split Bench Seat	A52	52D	26D	13D	79D
Custom Leather Reclining Split Bench Seat	A52	522	262	132	792
+ Custom Leather Reclining Split Bench Seat	AE7	522	262	132	792
Custom Cloth Reclining High Back Bucket Seats	AE7	52D	26D	13D	79D
Custom Cloth Reclining High Back Bucket Seats	A95	52D	26D	13D	79D

+ Leather on Seating Surface Only

EXTERIOR COLORS with ZY1 Paint	Color Code 1	Paint Scheme	Interior & Exterior Combinations shown are the only Combinations Available				(a) Wheel Flare Color Molding
BLACK, ONYX	41U	ZY1	X		X	X	Black
BLUE, INDIGO (Met)	39U	ZY1	X	X	X		Dk Argent
BLUE, MED-GREEN (Met)	35U	ZY1	X		X		Dk Argent
COPPER, DK (Met)	69U	ZY1	X		X		Copper
GREEN EMERALD (Met)	43U	ZY1	X		X		Dk Argent
PEWTER, LT (Met)	11U	ZY1		X	X	X	Pewter
RED, CARMINE DK, (Met)	51U	ZY1	X		X	X	Red, Carmine
RED, VICTORY	74U	ZY1	X		X	X	Dk Argent
WHITE, SUMMIT	50U	ZY1	X	X	X	X	Dk Argent

(a) Available or Standard on 4-Wheel Drive

STANDARD EQUIPMENT SUMMARY

CHEYENNE SILVERADO

CHASSIS

BATTERY:	HEAVY-DUTY 600 CCA	S	S
BRAKES:	4-WHEEL ANTI-LOCK POWER FRONT DISC/REAR DRUM	S	S
ENGINE:	VORTEC 5700 V8 SFI	S	S
FUEL CAPACITY:	40 GALLON W/003 & 403 MODELS (22 GALLON TANK IN FRONT) (18 GALLON TANK IN REAR)	S	S
GENERATOR:	100 AMP	S	S
STEERING:	SPEED SENSITIVE, POWER (EVO)	S	S
SUSPENSION FRT:	2WD-INDEPENDENT COIL 4WD-INDEPENDENT TORSION BAR	S	S
SUSPENSION RR:	MULTI-LEAF SPRINGS	S	S
TRANSMISSION:	5-SPEED MANUAL, W/DEEP LOW AND OVERDRIVE	S	S

INTERIOR

AIR CONDITIONING:	FRONT	-	S
ASSIST HANDLES:	PASSENGER	S	S
CONVENIENCE GP:	POWER WINDOWS, LOCKS, TILT WHEEL AND CRUISE CONTROL	-	S
CUPHOLDERS:	DUAL IN DASH	S	S
FLOOR COVERING:	COLOR-KEYED CARPET W/RUBBER FLOOR MATS COLOR-KEYED RUBBER	-	S
GAUGES:	TRIP ODOMETER, OIL PRESSURE, VOLTMETER, TACHOMETER & TEMPERATURE	S	S
GLASS:	SOLAR RAY TINTED, ALL WINDOWS	S	S
HEADLINER:	FULL COLOR-KEYED CLOTH	S	S
LIGHTING:	DOME W/LH & RH DOOR SWITCH W/DELAYED ENTRY FEATURE, READING ASHTRAY, GLOVE-BOX, UNDERHOOD AND CARGO LAMPS	S	S
POWER POINTS:	DUAL COVERED	S	S
RADIO:	AM/FM STEREO W/SEEK-SCAN AND CLOCK AM/FM STEREO W/SEEK-SCAN, CLOCK AND CASSETTE TAPE	S	-
SCOTCHGARD:	ALL CLOTH AND CARPET SURFACES	S	S
SEATS:	VINYL BENCH SEAT	S	S
SECURITY:	Passlock®, THEFT DETERRENT SYSTEM	S	S
STEERING WHEEL:	SIMULATED LEATHER LEATHER WRAPPED	S	-
STORAGE TRAY:	FULL WIDTH BEHIND SEAT	-	S
SUNSHADES:	CLOTH COVERED W/LH STORAGE STRAP AND RH MIRROR	S	S
WARNING TONE:	KEY-IN-IGNITION BUZZER	S	S

C/K 3500 CHASSIS-CAB**STANDARD EQUIPMENT SUMMARY****CHEYENNE SILVERADO****EXTERIOR**

BUMPER FRONT:	CHROME	S	--
	CHROME W/BLACK RUB STRIP	--	S
GRILLE:	MOLDED, PAINTED ARGENT	S	--
	CHROME DELUXE	--	S
HEADLAMPS:	SINGLE RECTANGULAR HALOGEN	S	--
	DUAL COMPOSITE - HALOGEN	--	S
LIGHTS:	DAYTIME RUNNING	S	S
MIRRORS:	BREAK-A-WAY OSRV, BLACK W/O F44 CHASSIS	S	--
	ELECTRIC, REMOTE CONTROL, BLACK W/F44 CHASSIS	--	S
NAMEPLATES	CHEYENNE BADGE ON B-PILLAR	S	--
	SILVERADO BADGE ON B-PILLAR	--	S
TOW HOOKS:	TWO FRONT ON 4X4 MODELS	S	S
WHEELS:	SILVER PAINTED W/BLACK CENTER CAP	S	--
	RALLY WHEEL TRIM	--	S
WIPERS:	INTERMITTENT WINDSHIELD W/PULSE WASHERS	S	S
WIRE HARNESS:	8 LEAD TRAILERING	S	S

MODEL AND BODY

	<u>DESCRIPTION</u>	<u>MODEL</u>	<u>BODY</u>	<u>WHEEL BASE</u>
2-WHEEL-DRIVE MODELS				
*19063.36	Chassis-Cab	CC30903	ZW9	131.5
*20074.00	Chassis-Cab	CC31003	ZW9	135.5
*20228.00	Chassis-Cab	CC31403	ZW9	159.5
4-WHEEL-DRIVE MODELS				
*21818.36	Chassis-Cab	CK30903	ZW9	131.5
*23977.00	Chassis-Cab	CK31003	ZW9	135.5
*24131.00	Chassis-Cab	CK31403	ZW9	159.5

*Includes Destination & Handling

* GVWR SELECTOR (Must Specify GVW Option)

GVW Option Required	GVW Rating lb.	GAWR		Minimum Equipment Required for GVW Rating
		Front lb.	Rear lb.	
C30903				
C6U	9000	3600	6084	Requires R04 and YGK or YHH Tires
C7A	10000	3600	7500	Requires R05
C31003-C31403				
C7A	10000	3880	7500	
C7E	11000	4100	8250	Requires F44 Chassis
K30903				
C6W	9200	4250	6084	Requires R04 and YGK or YHH Tires
C7A	10000	3600	7500	Requires R05
K31003-K31403				
C7L	12000	4500	8600	Includes F44 Chassis

*GAWR's shown are the minimum for each axle with equipment listed. Other GAWR's are available and are determined as the minimum capacity of either axle, springs or tires.

CAPACITIES

	SPRINGS	AXLES
C30903	lb.	lb.
FRONT	3600	3800
REAR	6084	6084
K30903		
FRONT	4250	4250
REAR	6084	6084

	SPRINGS	AXLES
C31003-C31403	lb.	lb.
FRONT	4100	4100
REAR	7500	8600
K31003-K31403	lb.	lb.
FRONT	4500	4500
REAR	8600	8600

C/K 3500 CHASSIS-CAB

POWER TEAMS (Must Specify Engine, Transmission and Rear Axle)

(Consult GVWR Selector for Minimum Equipment Required)

MODEL & ENGINE	TRANSMISSIONS		AXLES			GVWR
	5-Speed Manual Heavy Duty	4-Speed Automatic Heavy Duty	3.73	4.10	4.56	
CC30903						
L31 Vortec 5700 V8 SFI	MW3			(a)GT5		9000
		MT1		GT5		9000
L29 Vortec 7400 V8 SFI	MW3	MT1		GT5		9000
L65 Vortec Turbo Diesel 6.5 Liter V8	MW3	MT1		GT5		9000
L31 Vortec 5700 V8 SFI	MW3			(a)GT5		10000
		MT1		(a)GT5	(a)HC4	10000
L29 Vortec 7400 V8 H.D. SFI	MW3	MT1		GT5	(a)HC4	10000
L65 Vortec Turbo Diesel 6.5 Liter V8	MW3	MT1		GT5		10000
CK30903						
L31 Vortec 5700 V8 SFI	MW3	MT1		(a)GT5		9200
L29 Vortec 7400 V8 SFI	MW3	MT1		GT5		9200
L65 Vortec Turbo Diesel 6.5 Liter V8	MW3	MT1		GT5		9200
L31 Vortec 5700 V8 SFI	MW3	MT1		(a)GT5		10000
L29 Vortec 7400 V8 SFI	MW3	MT1		GT5	(a)HC4	10000
L65 Vortec Turbo Diesel 6.5 Liter V8	MW3	MT1		GT5		10000
CC31003-CC31403						
L31 Vortec 5700 V8 SFI	MW3			(a)GT5	(a)HC4	10000/11000
		MT1		GT5	HC4	10000/11000
L29 Vortec 7400 V8 SFI	MW3	MT1	GT4	GT5	HC4	10000/11000
L65 Vortec Turbo Diesel 6.5 Liter V8	MW3	MT1	GT4	GT5		10000/11000
CK31003-CK31403						
L31 Vortec 5700 V8 SFI	MW3	MT1		(a)GT5	(a)HC4	12000
L29 Vortec 7400 V8 SFI	MW3	MT1	GT4	GT5	HC4	12000
L65 Vortec Turbo Diesel 6.5 Liter V8	MW3	MT1	GT4	GT5		12000

(a) N/A YF5 California Emissions

TIRES: (Must Specify Front and Rear) (Spare Tire is Optional and Matches Rear Tire)

Description

TUBELESS: Steel Belted Radial

	Highway			All Seasons			On-Off Road			Spare Tire
		Single	Dual		Single	Dual		Single	Dual	
	Front	Rear	Rear	Front	Rear	Rear	Front	Rear	Rear	
C30903										
LT215/85R16-D B/W	XYK		YYK							ZYK
LT225/75R16-D B/W				XHP		YHP				ZHP
LT225/75R16-D B/W				XHP					YHR	ZHR
LT245/75R16-E B/W				XHH	YHH					ZHH
LT245/75R16-E B/W				XHH				YGK		ZGK
C31003/C31403										
LT215/85R16-D B/W	XYK		YYK							ZYK
LT215/85R16-D B/W	XYK								YYL	ZYL
LT225/75R16-D B/W				XHP					YHR	ZHR
LT225/75R16-D B/W				XHP		YHP				ZHP
K30903										
LT215/85R16-D B/W	XYK		YYK							ZYK
(a) LT215/85R16-D B/W							XYL		YYL	ZYL
LT225/75R16-D B/W							XHR		YHR	ZHR
LT225/75R16-D B/W				XHP		YHP				ZHP
LT245/75R16-E B/W			XHH	YHH						ZHH
LT245/75R16-E B/W							XGK	YGK		ZGK
K31003/K31403										
LT215/85R16-D B/W	XYK		YYK							ZYK
(a) LT215/85R16-D B/W							XYL		YYL	ZYL
LT225/75R16-D B/W							XHR		YHR	ZHR
LT225/75R16-D B/W				XHP		YHP				ZHP

(a) Requires F60 Front Springs

B/W = Blackwall

C/K 3500 CHASSIS-CAB

MUST SPECIFY PEG

No Deletions Allowed. Additional Options/Upgrades (where Indicated)
 May Be Ordered from the Additional Ordering Option Listing

		1SM	1SN	1SR
CHEYENNE DECOR		X	--	--
Chassis Cab Body Code	ZW9	X	X	X
SILVERADO DECOR		--	X	--
SILVERADO DECOR (Req. Leather Trim)				X
Keyless Entry	AU0	--	--	X
Mirror, Electrochromic ISRV w/8 Point Compass	DD7	--	--	X
Trim, Leather	AE7	--	--	X

Preferred Equipment Group Savings

1SM Peg Savings

**(-500.00) w/1SM & R9A

1SN or 1SR Peg Savings

**(-750.00)

MARKETING PACKAGE

COMFORT & CONVENIENCE PACKAGE: ORDERING OPTION R9A \$1337.00

Reqs PEG 1SM

Includes:

C60	Air Conditioning
ZQ3	Tilt and Cruise
UM6	Radio/Cassette

CHEYENNE AND SILVERADO DECOR OPTION AVAILABILITY

ADDITIONAL OPTIONS

OPTION

ACKNOWLEDGEMENTS:

- R8S Multiple Order Numbers
- R8T Preliminary Invoice (Refer Vehicle Price Schedule)
- K47 **AIR CLEANER:** High Capacity
- AIR CONDITIONING: (MUST SPECIFY)**
 (One of the Following Options Must be Ordered with PEG 1SM w/o Convenience Pkg. R9A)
- YG6 Air Conditioning Not Desired
- C60 Front Air Conditioning: (Included w/Silverado Decor)
 w/1SN, 1SR or R9A
 w/1SM
- V22 **APPEARANCE PACKAGE:** (Includes Chrome Grille, Composite Halogen Headlamps and Dual Note Horn)
 (Included w/Silverado Decor)
 w/1SN or 1SR
 w/1SM
- AXLES, REAR: (MUST SPECIFY)**
- GT4 3.73 Ratio (Includes Engine Oil Cooler)
- GT5 4.10 Ratio (Includes Engine Oil Cooler)
- HC4 4.56 Ratio (Includes G80 Locking Differential w/C*30903)
 w/C-K31**3
 w/C-K30903
- G80 Locking Differential (Included w/HC4 on C-K30903)
 w/HC4 & C-K30903
 w/o HC4
- GTY Wide Track (N/A C-K39093)
- TP2 **BATTERY:** Heavy-Duty, Auxiliary (N/A Diesel Engine)
- ZW9 **BODY CODE:** Chassis-Cab
- F44 **CHASSIS:** Equipment, HD (Requires 11000 lb. GVW Only)
 w/4-Wheel Drive
 w/2-Wheel Drive
- V10 **COLD CLIMATE PACKAGE:** (Incl. Eng Block Heater) (Diesel Eng. Requires Base Decor)
- ZQ3 **CONVENIENCE GROUP:** Tilt Wheel and Speed Control (Included w/Silverado Decor)
 w/1SN, 1SR or R9A
 w/1SM
- EMISSIONS: (MUST SPECIFY) Refer Emission Requirement Tab Section**
- FE9 Federal Emission Requirements
- YF5 California Emission Requirements
- NG1 NY, MA, CT Emissions Requirements
- NB8 CA,NY,MA,CT Emission Override (Requires FE9 Federal Emissions)
- NC7 Federal Emissions Override (Requires YF5 or NG1)
- ENGINE: (MUST SPECIFY) (Refer Power Teams Chart)**
- L31 Vortec 5700 V8 SFI
- L29 Vortec 7400 V8 SFI
- L65 6.5 Liter V8 Turbo Diesel (Includes Heavy-Duty Auxiliary Battery)
- KL5 Alternative Fuel (LPG and CNG Conversion Ready) (Reqs L31 Eng. and Automatic Transmission)
 (N/A YF5 California Emissions)

C/K 3500 CHASSIS-CAB

CHEYENNE AND SILVERADO DECOR OPTION AVAILABILITY

ADDITIONAL OPTIONS

OPTION

FLOOR COVERING:

- BG9 Full Floor, Rubber, Color-Keyed (Replaces Carpeting and Floor Mats) (Requires Silverado Decor)
- B30 Carpet, Floor Covering (Requires Cheyenne Decor)
- B32 Floor Mats (Included w/Silverado Decor) (Requires B30 Floor Covering)
- NQZ **FUEL TANK DELETE:** 18 Gal Capacity , Rear Mounted (Contact Body Manufacturer) (Requires C-K31*03)
- AJ1 **GLASS:** Deep Tinted Solar-Ray (Requires A28 Sliding Rear Window)

GVWR: (MUST SPECIFY)

- C6U 9000 lb.
- C6W 9200 lb.
- C7A 10000 lb.
- C7E 11000 lb.
- C7L 12000 lb.
- AU0 **KEYLESS ENTRY:** Remote (Included w/PEG 1SR) (Requires Silverado Decor)
 - w/1SR
 - w/1SN

- U01 **LAMPS:** Roof Marker (Included w/R05 Dual Rear Wheels) (Std on C-K31*03 Models)
 - (w/R04 Single Rear Wheels Requires FE9 or NG1 Emissions)
 - w/R05
 - w/R04

- VK3 **LICENSE PLATE BRACKET:** Front

- AU3 **LOCKS:** Power Door (Included w/Silverado Decor)

MIRRORS:

- DF2 Camper Type, Exterior Stainless Steel 7.5"Wx10.5"H.
 - w/1SN or 1SR
 - w/1SM
- DG5 Senior West Coast Type, LH and RH Stainless Steel Interior 7" W & 16" H
 - w/1SR
 - w/1SN
- DD7 10" Electrochromic Interior ISRV with 8 Point Compass. (Included w/PEG 1SR) (Requires Silverado Decor)
 - w/1SR
 - w/1SN
- D45 Below-Eye-Line: Exterior, Stainless Steel, 9" W & 6.5" H. (Included w/Silverado Decor)
 - (Requires C7E or C7L GVW)
 - w/1SN or 1SR
 - w/1SM

- ZY1 **PAINT, EXTERIOR:** Solid (Refer Color/Trim Charts for Availability)

RADIO EQUIPMENT:

- UM6 Electronically Tuned AM/FM Stereo Radio w/Seek-Scan, Digital Clock and Cassette Tape
 - (Included w/Silverado Decor)
 - w/1SN or 1SR or R9A
 - w/1SM
- ULO Electronically Tuned AM/FM Stereo Radio w/Seek-Scan, Digital Clock, Automatic Tone Control, Cassette Tape, Theft Lock and Speed Compensated Volume (Includes Enhanced Performance Speaker System) (Requires Silverado Decor)
- UN0 Electronically Tuned AM/FM Stereo Radio w/Seek-Scan, Digital Clock, Automatic Tone Control, Compact Disc Player, Theft Lock and Speed Compensated Volume (Includes Enhanced Performance Speaker System. (Requires Silverado Decor)

CHEYENNE AND SILVERADO DECOR OPTION AVAILABILITY

ADDITIONAL OPTIONS

OPTION

RADIO EQUIPMENT: (Continued from Previous Page)

- UP0 Electronically Tuned AM/FM Stereo Radio w/Seek-Scan, Digital Clock, Automatic Tone Control, Stereo Cassette Tape w/Search and Repeat, Compact Disc Player, Theft Lock and Speed Compensated Volume (Includes Enhanced Performance Speaker System) (Requires Automatic Trans. and Silverado Decor)
- UL5 Radio Delete (Requires Cheyenne Decor)
- SEAT TYPE: (MUST SPECIFY)** (Refer Color/Trim Chart for Availability)
- A52 Bench Seat (Includes Storage Armrest and Power Lumbar w/Custom Cloth or Leather Trim)
w/1SM or 1SN w/o Leather
w/1SN w/Leather
- AE7 Bench Seat, 60/40 Reclining Seat. (Includes Storage Armrest and Power Lumbar w/Custom Cloth or Leather Trim) (Included w/PEG 1SR) (Requires Silverado Decor)
w/1SR
w/1SM or 1SN w/o Leather
w/1SN w/Leather
- A95 Bucket Seats, High Back, Reclining. (Includes Power Lumbar) (Requires Silverado Decor)
w/1SN w/o Leather
- NZZ **SKID PLATE PACKAGE:** (K3500 only) (Includes Fuel Tank Shield and Front Differential and Transfer Case Shields)
- VYU **SNOW PLOW PREP PACKAGE:** (K3500 Only) (Includes F60 Front Springs)
- F60 **SPRINGS:** Front, Heavy-Duty (K3500 only) (Included w/ VYU Snow Pkg.)
w/VYU
w/o VYU
- F61 **STABILIZER SHAFT:** Rear (N/A C-K30903)
- TIRES:**(Refer Tire Chart for Availability and to the Vehicle Price Schedule for Prices)
- V76 **TOW HOOKS:** Two Front (Std K3500)
- TRANSMISSIONS: (MUST SPECIFY)** (Refer Power Teams Chart for Availability)
- MW3 5-Speed Manual Deep Low with Overdrive, Heavy Duty
- MT1 4-Speed Electronically Controlled Automatic w/Overdrive, Heavy-Duty
- WHEELS, REAR: (MUST SPECIFY)**
- R04 Single, Rear
- R05 Dual, Rear
w/C-K31**3
w/C-K30903
- P06 **WHEEL TRIM:** Rally Wheel (Included w/Silverado Decor)
w/1SN or 1SR
w/1SM
- A28 **WINDOWS:** Sliding Rear

C/K 3500 CHASSIS-CAB

ZY1 PAINT

INTERIOR AND EXTERIOR COLOR AVAILABILITY CHART

PLEASE NOTE: Below are the interior trim color and exterior paint combinations recommended by Chevrolet. They are the only available interior and exterior combinations allowed.

TRIM LEVEL (Must Specify Seat Option and Interior Color)	SEAT OPT	INTERIOR COLORS			
		Neutral	Blue	Gray	Red
CHEYENNE (STD DECOR)					
Vinyl Bench Seat	A52	52V	26V	13V	79V
Cloth Bench Seat	A52	52C	26C	13C	79C
SILVERADO DECOR					
+ Custom Vinyl Bench Seat	A52	52V	26V	13V	79V
Custom Cloth Reclining Split Bench Seat	A52	52D	26D	13D	79D
Custom Leather Reclining Split Bench Seat	A52	522	262	132	792
+ Custom Leather Reclining Split Bench Seat	AE7	522	262	132	792
Custom Cloth Reclining High Back Bucket Seats	AE7	52D	26D	13D	79D
Custom Cloth Reclining High Back Bucket Seats	A95	52D	26D	13D	79D

+ Leather on Seating Surface Only

EXTERIOR COLORS with ZY1 Paint	Color Code 1	Paint Scheme	Interior & Exterior Combinations shown are the only Combinations Available				(a)Wheel Flare Color Molding
BLACK, ONYX	41U	ZY1	X		X	X	Black
BLUE, INDIGO (Met)	39U	ZY1	X	X	X		Dk Argent
BLUE, MED-GREEN (Met)	35U	ZY1	X		X		Dk Argent
COPPER, DK (Met)	69U	ZY1	X		X		Copper
GREEN EMERALD (Met)	43U	ZY1	X		X		Dk Argent
PEWTER, LT (Met)	11U	ZY1		X	X	X	Pewter
RED, CARMINE DK, (Met)	51U	ZY1	X		X	X	Red, Carmine
RED, VICTORY	74U	ZY1	X		X	X	Dk Argent
WHITE, SUMMIT	50U	ZY1	X	X	X	X	Dk Argent

(a) Available or Standard on 4-Wheel Drive

STANDARD EQUIPMENT SUMMARY

CHEYENNE SILVERADO

CHASSIS

BATTERY:	HEAVY-DUTY 600 CCA	S	S
BRAKES:	4-WHEEL ANTI-LOCK POWER FRONT DISC/REAR DRUM	S	S
ENGINE:	VORTEC 7400 V8 SFI	S	S
FUEL CAPACITY:	40 GALLON (22 GALLON TANK IN FRONT) (18 GALLON TANK IN REAR)	S	S
GENERATOR:	124 AMP	S	S
SUSPENSION FRT:	TAPERED LEAF SPRINGS	S	S
SUSPENSION RR:	MULTI-LEAF SPRINGS	S	S
TRANSMISSION:	5-SPEED MANUAL, W/DEEP LOW AND OVERDRIVE	S	S

INTERIOR

AIR CONDITIONING:	FRONT	--	S
CONVENIENCE GP:	POWER WINDOWS, LOCKS TILT WHEEL AND CRUISE CONTROL	--	S
CUPHOLDERS:	DUAL IN DASH	S	S
FLOOR COVERING:	COLOR-KEYED CARPET W/RUBBER FLOOR MATS COLOR-KEYED RUBBER	--	S
GAUGES:	TRIP ODOMETER, OIL PRESSURE, VOLTMETER, TACHOMETER & TEMPERATURE	S	S
GLASS:	SOLAR RAY TINTED, ALL WINDOWS	S	S
HEADLINER:	FULL COLOR-KEYED CLOTH	S	S
LIGHTING:	DOME W/LH & RH DOOR SWITCH W/DELAYED ENTRY FEATURE, READING ASHTRAY, GLOVE-BOX, UNDERHOOD AND CARGO LAMPS	S	S
POWER POINTS:	DUAL COVERED	S	S
RADIO:	AM/FM STEREO W/SEEK-SCAN AND CLOCK AM/FM STEREO W/SEEK-SCAN, CLOCK AND CASSETTE TAPE	S	--
SCOTCHGARD:	ALL CLOTH AND CARPET SURFACES	S	S
SEATS:	VINYL BENCH SEAT	S	S
SECURITY:	Passlock®, THEFT DETERRENT SYSTEM	S	S
STEERING WHEEL:	SIMULATED LEATHER LEATHER WRAPPED	S	--
STORAGE TRAY:	FULL WIDTH BEHIND SEAT	--	S
SUNSHADES:	CLOTH COVERED W/LH STORAGE STRAP AND RH MIRROR	S	S
WARNING TONE:	KEY-IN-IGNITION BUZZER	S	S

C3500 HD CHASSIS-CAB

STANDARD EQUIPMENT SUMMARY

CHEYENNE SILVERADO

EXTERIOR

BUMPER FRONT:	CHROME	S	S
GRILLE:	MOLDED, PAINTED ARGENT	S	--
	CHROME DELUXE	--	S
HEADLAMPS:	SINGLE RECTANGULAR HALOGEN	S	--
	DUAL COMPOSITE - HALOGEN	--	S
LIGHTS:	DAYTIME RUNNING	S	S
MIRRORS:	CAMPER TYPE. EXTERIOR STAINLESS STEEL 7.5" W x 10.5	S	--
	ELECTRIC, REMOTE CONTROL, BLACK W/F44 CHASSIS	--	S
NAMEPLATES	CHEYENNE BADGE ON B-PILLAR	S	--
	SILVERADO BADGE ON B-PILLAR	--	S
WHEELS:	SILVER PAINTED	S	--
WIPERS:	INTERMITTENT WINDSHIELD W/PULSE WASHERS	S	S
WIRE HARNESS:	8 LEAD TRAILERING	S	S

C3500 HD CHASSIS-CAB

MODEL AND BODY

	Description	Model No	Body	Wheel Base
*23510.14	Chassis-Cab	CC31003	ZW9 & C5B	135.5
*23665.14	Chassis-Cab	CC31403	ZW9 & C5B	159.5
*23830.14	Chassis-Cab	CC31803	ZW9	183.5

* GVWR SELECTOR (Must Specify GVW Option)

C31003-C31403-C31803

GVW GAWR

Option	Rating	Front	Rear
Required	lb.	lb.	lb.
C5B	15000	5000	11000

*GAWR's shown are the minimum for each axle with equipment listed. Other GAWR's are available and are determined as the minimum capacity of either axle, springs or tires.

CAPACITIES: C31003-C31403-C31803

SPRINGS AXLES

	lb.	lb.
FRONT	5000	5000
REAR	11000	11000

POWER TEAMS (Must Specify Engine, Transmission and Rear Axle)

(Consult GVWR Selector for Minimum Equipment Required)

	TRANSMISSIONS		AXLES		GVW
	Heavy Duty	Heavy Duty	4.63	5.13	lb.
CC31003-CC31403-CC31803					
L29 Vortec 7400 V8 SFI	MW3	MT1	GK9	HC7	15000
6.5 Liter V8 Turbo Diesel	MW3	MT1	GK9	HC7	15000

C3500 HD CHASSIS-CAB

MUST SPECIFY PEG

No Deletions Allowed. Additional Options/Upgrades (where Indicated)
 may Be Ordered from the Custom Ordering Option Listing

	1SP	1SQ
HEYENNE DECOR	X	-
Chassis Cab Body Code ZW9	X	X
SILVERADO DECOR	-	X

COMFORT & CONVENIENCE PACKAGE: ORDERING OPTION R9A

Requires PEG 1SP \$1,337.00

Includes:

- C60 Air Conditioning
- ZQ3 Tilt and Cruise
- UM6 Radio w/Cassette

HEYENNE AND SILVERADO DECOR OPTION AVAILABILITY

ADDITIONAL OPTIONS

OPTION

ACKNOWLEDGMENTS:

- R8S Multiple Order Numbers
- R8T Preliminary Invoice (Refer Vehicle Price Schedule for Prices)
- K47 AIR CLEANER: High Capacity

AIR CONDITIONING:

(One of the Following Options Must be Ordered with PEG 1SM w/o Convenience Pkg. R9A)

- YG6 Air Conditioning Not Desired
- C60 Front Air Conditioning: (Included w/Silverado Decor)
 w/1SQ or R9A
 w/1SP

- V22 APPEARANCE PACKAGE: (Includes Chrome Grille and Composite Halogen Headlamps)
 (Included w/Silverado Decor)
 w/1SQ
 w/1SP

AXLES, REAR: (MUST SPECIFY)

- GK9 4.63 Ratio
- HC7 5.13 Ratio
- ZW9 BODY CODE: Chassis-Cab
- V10 COLD CLIMATE PACKAGE: (Includes Eng Block Heater) (Diesel Eng. Requires Base Decor)
- ZQ3 CONVENIENCE GROUP: Tilt Wheel and Speed Control (Included w/Silverado Decor)
 w/1SQ or R9A
 w/1SP

CHEYENNE AND SILVERADO DECOR OPTION AVAILABILITY

ADDITIONAL OPTIONS

OPTION

EMISSIONS: (MUST SPECIFY) Refer Emission Requirement Tab Section

- FE9 Federal Emission Requirements
- YF5 California Emission Requirements
- NG1 NY, MA, CT Emissions Requirements
- NB8 CA,NY,MA,CT Emission Override (Requires FE9 Federal Emissions)
- NC7 Federal Emissions Override (Requires YF5 or NG1)

ENGINE: (Refer Power Teams Chart)

- L29 Vortec 7400 V8 SFI
- L65 6.5 Liter V8 Turbo Diesel (Includes Heavy-Duty Auxiliary Battery)

FLOOR COVERING:

- BG9 Full Floor, Rubber, Color-Keyed (Replaces Carpeting and Floor Mats) (Requires Silverado Decor)
- B30 Carpet, Floor Covering (Requires Cheyenne Decor)
- B32 Floor Mats, Rear (Requires B30 Floor Covering) (Included w/Silverado Decor)

NQZ **FUEL TANK DELETE:** 18 Gal Capacity , Rear Mounted (Contact Body Manufacturer)

C5B **GVWR: (Must Specify)** 15000 lb.

AU0 **KEYLESS ENTRY:** Remote (Requires Silverado Decor)

VK3 **LICENSE PLATE BRACKET:** Front

AU3 **LOCKS:** Power Door (Included w/Silverado Decor)

w/1SQ

w/1SP

DG5 **MIRRORS:** Senior West Coast Type. LH and RH Stainless Steel Interior 7" W & 16" H

ZY1 **PAINT, EXTERIOR: (MUST SPECIFY)** Solid (Refer Color/Trim Charts for Availability)

RADIO EQUIPMENT:

UM6 Electronically Tuned AM/FM Stereo Radio w/Seek-Scan, Digital Clock and Cassette Tape
(Included w/Silverado Decor)

w/1SQ or R9A

w/1SP

UL5 Radio Delete (Requires Cheyenne Decor)

SEAT TYPE: (MUST SPECIFY) (Refer Color/Trim Chart for Availability)

A52 Bench Seat (Includes Storage Armrest and Power Lumbar w/Custom Cloth Trim)

TIRES: (MUST SPECIFY) (Spare Tire is Optional) (No Carrier Included w/Spare Tire)

Highway Blackwall 225/70R19.5 F BW

XTN Front

YTN Rear

ZTN Spare

TRANSMISSIONS: (MUST SPECIFY) (Refer Power Teams Chart for Availability)

MW3 5-Speed Manual Deep Low with Overdrive, Heavy Duty

MT1 4-Speed Electronically Controlled Automatic w/Overdrive, Heavy-Duty

A28 **WINDOWS:** Sliding Rear

C3500 HD CHASSIS-CAB

ZY1 PAINT INTERIOR AND EXTERIOR COLOR AVAILABILITY CHART

PLEASE NOTE: Below are the interior trim color and exterior paint combinations recommended by Chevrolet. They are the only available interior and exterior combinations allowed.

TRIM LEVEL		SEAT OPT	INTERIOR COLORS		
(Must Specify Seat Option and Interior Color)			Neutral	Gray	
CHEYENNE (STD DECOR)					
Vinyl Bench Seat		A52	52V	13V	
Cloth Bench Seat		A52	52C	13C	
SILVERADO DECOR					
Vinyl Bench Seat		A52	52V	13V	
Cloth Bench Seat		A52	52D	13D	
EXTERIOR COLORS with ZY1 Paint		Color Code 1	Paint Scheme	Interior & Exterior Combinations shown are the only Combinations Available	
BLACK, MIDNIGHT		19U	ZY1	X	X
BLUE, MED (Met)		34U	ZY1		X
BLUE, MEDIUM		23U	ZY1		X
BLUE, MIDNIGHT		29U	ZY1	X	X
GRAY, STEEL (Met)		90U	ZY1		X
GREEN, DARK		46U	ZY1	X	X
RED, APPLE		72U	ZY1	X	X
RED, ORANGE		71U	ZY1	X	X
TAN		61U	ZY1	X	
WHITE, SUMMIT		50U	ZY1	X	X

**C/K 3500 CREW CAB CHASSIS-CAB
STANDARD EQUIPMENT SUMMARY**

		CHEYENNE SILVERADO	
<u>CHASSIS</u>			
BATTERY:	HEAVY-DUTY 600 CCA	S	S
BRAKES:	4-WHEEL ANTI-LOCK POWER FRONT DISC/REAR DRUM	S	S
ENGINE:	VORTEC 5700 V8 SFI	S	S
FUEL CAPACITY:	34 GALLON	S	S
GENERATOR:	100 AMP	S	S
STEERING:	SPEED SENSITIVE, POWER (EVO)	S	S
SUSPENSION FRT:	2WD-INDEPENDENT COIL	S	S
	4WD-INDEPENDENT TORSION BAR	S	S
SUSPENSION RR:	MULTI-LEAF SPRINGS	S	S
TRANSMISSION:	5-SPEED MANUAL, W/DEEP LOW AND OVERDRIVE	S	S
<u>INTERIOR</u>			
AIR CONDITIONING:	FRONT	-	S
ASSIST HANDLES:	PASSENGER	S	S
CONVENIENCE GP:	POWER WINDOWS, LOCKS,	-	S
	TILT WHEEL AND CRUISE CONTROL	-	S
CUPHOLDERS:	DUAL IN DASH	S	S
FLOOR COVERING:	COLOR-KEYED CARPET W/RUBBER FLOOR MATS	-	S
	COLOR-KEYED RUBBER	S	-
GAUGES:	TRIP ODOMETER, OIL PRESSURE, VOLTMETER,		
	TACHOMETER & TEMPERATURE	S	S
GLASS:	SOLAR RAY TINTED, ALL WINDOWS	S	S
HEADLINER:	FULL COLOR-KEYED CLOTH	S	S
LIGHTING:	DOME W/LH & RH DOOR SWITCH W/DELAYED		
	ENTRY FEATURE, READING ASHTRAY, GLOVE-BOX,		
	UNDERHOOD AND CARGO LAMPS	S	S
POWER POINTS:	DUAL COVERED	S	S
RADIO:	AM/FM STEREO W/SEEK-SCAN AND CLOCK	S	-
	AM/FM STEREO W/SEEK-SCAN, CLOCK AND CASSETTE TAPE	-	S
SCOTCHGARD:	ALL CLOTH AND CARPET SURFACES	S	S
SEATS:	VINYL BENCH SEAT	S	S
SECURITY:	Passlock®, THEFT DETERRENT SYSTEM	S	S
STEERING WHEEL:	SIMULATED LEATHER	S	-
	LEATHER WRAPPED	-	S
STORAGE TRAY:	FULL WIDTH BEHIND SEAT	-	S
SUNSHADES:	CLOTH COVERED W/LH STORAGE STRAP AND RH MIRROR	S	S
WARNING TONE:	KEY-IN-IGNITION BUZZER	S	S

C/K 3500 CREW CAB CHASSIS-CAB**STANDARD EQUIPMENT SUMMARY****CHEYENNE SILVERADO****EXTERIOR**

BUMPER FRONT:	CHROME	S	--
	CHROME W/BLACK RUB STRIP	--	S
FLARES:	WHEEL OPENING (K3500 ONLY)	S	S
GRILLE:	MOLDED, PAINTED ARGENT	S	--
	CHROME DELUXE	--	S
HEADLAMPS:	SINGLE RECTANGULAR HALOGEN	S	--
	DUAL COMPOSITE - HALOGEN	--	S
LIGHTS:	DAYTIME RUNNING	S	S
MIRRORS:	BREAK-A-WAY OSRV, BLACK	S	--
	ELECTRIC, REMOTE CONTROL, BLACK	--	S
NAMEPLATES:	BADGE NAME/DECAL ON TAILGATE	S	S
	CHEYENNE BADGE ON B-PILLAR	S	--
	SILVERADO BADGE ON B-PILLAR	--	S
TOW HOOKS:	TWO FRONT ON 4X4 MODELS	S	S
WHEELS:	SILVER PAINTED W/BLACK CENTER CAP	S	--
	RALLY WHEEL TRIM	--	S
WIPERS:	INTERMITTENT WINDSHIELD W/PULSE WASHERS	S	S
WIRE HARNESS:	8 LEAD TRAILERING	S	S

MODEL AND BODY

Description	Model No	Body	Wheel Base
2-WHEEL-DRIVE MODELS			
*21701.36	Fleetside	CC30943	ZW9 168.5
4-WHEEL-DRIVE MODELS			
*24886.36	Fleetside	CK30943	ZW9 168.5

*Includes Destination & Handling

*** GVWR SELECTOR (Must Specify GVW Option)**

GVW Option	GVW	GAWR*		Minimum Equipment Required for GVW Rating
Required	Rating lb.	Front	Rear	
C30943				
C6U	9000	4100	6084	Requires R04 Wheels
C7A	10000	4100	7500	Requires R05 Wheels.
K30943				
C6W	9200	4500	6084	Requires R04 Wheels
C7A	10000	4500	7500	Requires R05 Wheels.

*GAWR's shown are the minimum for each axle with equipment listed. Other GAWR's are available and are determined as the minimum capacity of either axle, springs or tires.

CAPACITIES

	SPRINGS	AXLES
C30943		
	lb.	lb.
FRONT (Base)	4100	4100
REAR (Base)	6084	6084
REAR (Base) w/R05	7500	7500
K30943		
FRONT (Base)	4500	4250
REAR (Base)	6084	6084
REAR (Base) w/R05	7500	7500

C/K 3500 CREW CAB CHASSIS-CAB

POWER TEAMS: (Must Specify) Engine, Transmission and Rear Axle

(Consult GVWR Selector for Minimum Equipment Required)

MODEL & ENGINE	TRANSMISSIONS		AXLES		GVWR lb.
	5-Speed Manual Heavy Duty	4-Speed Automatic Heavy Duty	4.10	4.56	
CC30943					
L31 Vortec 5700 V8 SFI	MW3	MT1	(a)GT5		9000
L29 Vortec 7400 V8 SFI	MW3	MT1	GT5		9000
L65 Vortec Turbo Diesel 6.5 Liter V8	MW3	MT1	GT5		9000
L31 Vortec 5700 V8 SFI	MW3	MT1	(a)GT5	(a)HC4	10000
L29 Vortec 7400 V8 SFI	MW3	MT1	GT5	HC4	10000
L65 Vortec Turbo Diesel 6.5 Liter V8	MW3	MT1	GT5		10000
CK30943					
L31 Vortec 5700 V8 SFI	MW3	MT1	(a)GT5		9200
L29 Vortec 7400 V8 SFI	MW3	MT1	GT5		9200
L65 Vortec Turbo Diesel 6.5 Liter V8	MW3	MT1	GT5		9200
L31 Vortec 5700 V8 SFI	MW3	MT1	(a)GT5	(a)HC4	10000
L29 Vortec 7400 V8 SFI	MW3	MT1	GT5	HC4	10000
L65 Vortec Turbo Diesel 6.5 Liter V8	MW3	MT1	GT5		10000

(a) N/A YF5 California Emissions

TIRES: (Must Specify) Front and Rear (Includes Tire Carrier) (Spare is Optional)

Description	Highway				All Seasons				On-Off Road			
		Single	Dual	Spare		Single	Dual	Spare		Single	Dual	Spare
	Front	Rear	Rear		Front	Rear	Rear		Front	Rear	Rear	Rear
C30943												
LT215/85R16-D B/W	XYK		YYK	ZYK								
LT225/75R16-D B/W					XHP		YHP	ZHP				
LT225/75R16-D B/W					XHP						YHR	ZHR
LT245/75R16-E B/W					XHH	YHH		ZHH				
LT245/75R16-E B/W					XHH					YGK		ZGK
K30943												
LT215/85R16-D B/W	XYK		YYK	ZYK								
(a) LT215/85R16-D B/W									XYL		YYL	ZYL
LT225/75R16-D B/W									XHR		YHR	ZHR
LT225/75R16-D B/W					XHP		YHP	ZHP				
LT245/75R16-E B/W					XHH	YHH		ZHH				
LT245/75R16-E B/W									XGK	YGK		ZGK

(a) Requires F60 Springs

B/W = Blackwall

C/K 3500 CREW CAB CHASSIS-CAB

MUST SPECIFY PEG

No Deletions Allowed. Additional Options/Upgrades (where Indicated)
 May Be Ordered from the Custom Ordering Option Listing

		1SM	1SN	1SR
CHEYENNE DECOR		X	-	-
Chassis Cab Body Code	ZW9	X	X	X
SILVERADO DECOR			X	-
SILVERADO DECOR (Req. Leather Trim)				X
Keyless Entry	AU0	-	-	X
Seat, Power	AG9	-	-	X
Trim, Leather (a)	AE7	-	-	X

(a) Must Specify Trim Color. May Upgrade to A95 Seat

MARKETING PACKAGES

COMFORT & CONVENIENCE PACKAGE: ORDERING OPTION R9A

Reqs PEG 1SM **\$1,337.00**

Includes:

C60	Air Conditioning
ZQ3	Tilt and Cruise
UM6	Radio w/Cassette

C/K 3500 CREW CAB CHASSIS-CAB

CHEYENNE AND SILVERADO DECOR OPTION AVAILABILITY

ADDITIONAL OPTIONS

Option

ACKNOWLEDGMENTS:

R8S Multiple Order Numbers

R8T Preliminary Invoice(Refer Vehicle Price Schedule for Prices)

K47 AIR CLEANER: High Capacity

AIR CONDITIONING: (MUST SPECIFY)

(One of the Following Options Must be Ordered with PEG 1SM w/o Convenience Pkg. R9A)

YG6 Air Conditioning Not Desired

C60 Front Air Conditioning: (Included w/Silverado Decor)

w/1SN, 1SR or R9A

w/1SM

V22 APPEARANCE PACKAGE: (Includes Chrome Grille, Composite Halogen Headlamps and Dual Note Horn)

(Included w/Silverado Decor)

w/1SN or 1SR

w/1SM

AXLES, REAR: (MUST SPECIFY)

GT5 4.10 Ratio

HC4 4.56 Ratio (Includes G80 Locking Differential)

G80 Locking Differential (Included w/HC4 Axle)

w/HC4

w/o HC4

TP2 BATTERY: Auxiliary (N/A Diesel Eng.)

ZW9 BODY CODE: CHASSIS-CAB

V10 COLD CLIMATE PACKAGE: (Includes Eng Block Heater) (N/A Diesel Eng.)

ZQ3 CONVENIENCE GROUP: Tilt Wheel and Speed Control (Included w/Silverado Decor)

w/1SN, 1SR or R9A

w/1SM

C49 DEFOGGER: Rear Window, Electric (Requires C60 Air or Silverado Decor) (N/A A28 Window)

EMISSIONS: (MUST SPECIFY) (Refer Emission Requirements Tab Section)

FE9 Federal Emission Requirements

YF5 California Emission Requirements

NG1 New York, Massachusetts or Connecticut Emissions Requirements

NB8 CA, NY, MA or CT Emission Override (Requires FE9 Federal Emissions)

NC7 Federal Emissions Override (Requires YF5 or NG1)

ENGINE: (MUST SPECIFY) (Refer Power Teams Chart)

L31 Vortec 5700 V8 SFI

L29 Vortec 7400 V8 SFI

L65 6.5 Liter V8 Turbo Diesel (Includes Heavy-Duty Auxiliary Battery)

AJ1 GLASS: Deep Tinted Solar-Ray (Includes Light Tinted Rear Window when A28 RR Window is Ordered)

(When C49 Defogger is specified, Rear Window is Light Tint Glass)

w/A28

w/o A28

GVWR: (MUST SPECIFY) (Refer GVWR Selector Chart for Availability)

C6U 9000 lb.

C6W 9200 lb.

C7A 10000 lb.

C/K 3500 CREW CAB CHASSIS-CAB

CHEYENNE AND SILVERADO DECOR OPTION AVAILABILITY

ADDITIONAL OPTIONS

OPTION

- AU0 **KEYLESS ENTRY:** Remote (Included w/PEG 1SR) (Requires Silverado Decor)
w/1SR
w/1SN
- U01 **LAMPS:** Roof Marker (N/A YF5 California Emissions w/R04 Single Rear Wheels)
(Included w/R05 Dual Rear Wheels)
w/1R05
w/1R04
- VK3 **LICENSE PLATE BRACKET:** Front
- AU3 **LOCKS:** Power Door (Requires Base Peg) (Included w/Silverado Decor)
- DF2 **MIRRORS:** Camper Type, Exterior Stainless Steel 7.5"W x 10.5"H.
w/1SN or 1SR
w/1SM
- ZY1 **PAINT, EXTERIOR:** Solid (**MUST SPECIFY**) (Refer Color/Trim Charts for Availability)
- RADIO EQUIPMENT:**
- UM6 Electronically Tuned AM/FM Stereo Radio w/Seek-Scan, Digital Clock and Cassette Tape
(Included w/Silverado Decor)
w/1SN or 1SR or R9A
w/1SM w/o R9A
- UL0 Electronically Tuned AM/FM Stereo Radio w/Seek-Scan, Digital Clock, Automatic Tone Control,
Cassette Tape, Theft Lock and Speed Compensated Volume (Includes Enhanced Performance
Speaker System) (Requires Silverado Decor)
- UN0 Electronically Tuned AM/FM Stereo Radio w/Seek-Scan, Digital Clock, Automatic Tone Control,
Compact Disc Player, Theft Lock and Speed Compensated Volume (Includes Enhanced Performance
Speaker System. (Requires Silverado Decor)
- UP0 Electronically Tuned AM/FM Stereo Radio w/Seek-Scan, Digital Clock, Automatic Tone Control,
Stereo Cassette Tape w/Search and Repeat, Compact Disc Player, Theft Lock and Speed
Compensated Volume (Includes Enhanced Performance Speaker System) (Requires Automatic Trans. and
Silverado Decor)
- UL5 Radio Delete (Requires Cheyenne Decor)
- AG9 **SEAT, POWER:** Driver only (Included w/PEG 1SR) (Requires Silverado Decor) (N/A A52 Bench Seat)
w/1SR
w/o 1SR
- SEAT TYPE: (MUST SPECIFY)** (Refer Color/Trim Chart for Availability)
- A52 Bench Seat (Includes Storage Armrest and Power Lumbar w/Custom Cloth or Leather Trim)
w/1SM or 1SN w/o Leather
w/1SN w/Leather
- AE7 Bench Seat, 60/40 Reclining Seat. (Includes Storage Armrest and Power Lumbar
w/Custom Cloth or Leather Trim) (Included w/PEG 1SC)
w/1SR
w/1SN w/o Leather
w/1SN w/Leather

CHEYENNE AND SILVERADO DECOR OPTION AVAILABILITY

ADDITIONAL OPTIONS

OPTION

- SEAT TYPE: (MUST SPECIFY)** (Refer Color/Trim Chart for Availability) (Continued from Previous Page)
- A95 Bucket Seats, High Back, Reclining. (Includes Power Lumbar, Floor Console and an Overhead Console)
(Requires Silverado Decor)
 - w/1SR
 - w/1SN w/o Leather
 - w/1SN w/Leather
 - NZZ **SKID PLATE PACKAGE:** (K3500 only) (Incls Fuel Tank Shield and Front Differential and Transfer Case Shields)
 - F60 **SPRINGS:** Front, Heavy-Duty (K3500 only)
TIRES: (Refer Tire Chart for Availability and to the Vehicle Price Schedule for Prices)
 - V76 **TOW HOOKS:** Two Front (Std K3500)
TRANSMISSIONS: (MUST SPECIFY) (Refer Power Teams Chart for Availability)
 - MW3 5-Speed Manual Deep Low with Overdrive, Heavy Duty
 - MT1 4-Speed Electronically Controlled Automatic w/Overdrive, Heavy-Duty (Includes Aux.Trans. Cooler)
WHEELS, REAR: One of the following Wheel Options Must Be Specified on Models C-K 30903
 - R04 Single Rear
 - R05 Dual Rear (Includes U01 Roof Marker Lamps and Tailgate Lamps)
 - P06 **WHEEL TRIM:** Rally (Included w/Silverado Decor)
 - w/1SN or 1SR
 - w/1SM
 - A28 **WINDOWS:** Sliding Rear

C/K 3500 CREW CAB CHASSIS-CAB

ZY1 PAINT INTERIOR AND EXTERIOR COLOR AVAILABILITY CHART

PLEASE NOTE: Below are the interior trim color and exterior paint combinations recommended by Chevrolet. They are the only available interior and exterior combinations allowed.

TRIM LEVEL (Must Specify Seat Option and Interior Color)	SEAT OPT	INTERIOR COLORS					
		Neutral	Blue	Gray	Red		
CHEYENNE (STD DECOR)							
Vinyl Bench Seat	A52	52V	26V	13V	79V		
SILVERADO DECOR							
Custom Cloth Bench Seat	A52	52D	26D	13D	79D		
+ Custom Leather Bench Seat	A52	522	262	132	792		
Custom Cloth Reclining Split Bench Seat	AE7	52D	26D	13D	79D		
+ Custom Leather Reclining Split Bench Seat	AE7	522	262	132	792		
Custom Cloth Reclining High Back Bucket Seats	A95	52D	26D	13D	79D		
+ Custom Leather Reclining High Back Bucket Seats	A95	522	262	132	792		
+ Leather on Seating Surface Only							
EXTERIOR COLORS with ZY1 Paint	Color Code 1	Paint Scheme	Interior & Exterior Combinations shown are the only Combinations Available				(a)Wheel Flare Color Molding
BLACK, ONYX	41U	ZY1	X		X	X	Black
BLUE, INDIGO (Met)	39U	ZY1	X	X	X		Dk Argent
BLUE, MED-GREEN (Met)	35U	ZY1	X		X		Dk Argent
COPPER, DK (Met)	69U	ZY1	X		X		Copper
GREEN EMERALD (Met)	43U	ZY1	X		X		Dk Argent
PEWTER, LT (Met)	11U	ZY1		X	X	X	Pewter
RED, CARMINE DK, (Met)	51U	ZY1	X		X	X	Red, Carmine
RED, VICTORY	74U	ZY1	X		X	X	Dk Argent
WHITE, SUMMIT	50U	ZY1	X	X	X	X	Dk Argent

(a)Standard on 4-Wheel Drive. (Included on Front Only w/Dual Rear Wheels)